

Market Report



ISSN: 0825-2297

AGRICULTURE

HOGS (Prince Edward Island) Week Ending:	December 30, 2019-January 3, 2020
per ckg	\$142.96
WEANERS: Suggested minimum price based on 30lb weaner pig	\$37.25
WEANERS : Over weight Price (lb)	\$0.51

POTATOES-New Crop	December 26, 2019-January 1, 2020
PEI Potato Board Recap	Average FOB Prices
50's	\$10.60
10's	\$2.43

ATLANTIC BEEF PRODUCT	January 6, 2020
Steers	
AA & AAA	\$2.37

EGGS			December 29, 2019
	Producer	Spot Prices	Wholesale Carton
X-Large	\$2.22	\$2.75	\$2.88
A-Large	\$2.22	\$2.72	\$2.85
A-Medium	\$2.04	\$2.54	\$2.67
A-Small	\$1.61	\$2.11	\$2.24

GRAIN	December 18, 2019
Barley	\$255.00
Oats #2	\$230.00
Barley Extruded	\$440.00
Mixed Grain (FOB)	N/A
Wheat	\$280.00
Corn	\$335.00
Soybean Meal 48%	\$585.00
Soybean Extruded	\$530.00
Soybean Roasted	\$540.00
Soybean Raw	N/A

Not all products available at all Elevators. Call the local elevator for prices and availability

ATLANTIC SOY CORP (Non GMO IP EXPORT Soybean pricing)	
Week Ending:	January 3, 2020
PEI Average Board Price	\$404.94

Premiums above base price \$40.00-\$91.00/MT depend upon variety & grade

MARITIME LIVESTOCK SALE (Truro)**December 19, 2019****FEEDERS**

over 900 lbs (Steers)	N/A
800-900 lbs (Steers)	N/A
700-800 lbs (Steers)	\$40.00-\$80.00
600-700 lbs (Steers)	\$50.00-\$152.00
500-600 lbs (Steers)	\$50.00-\$175.00
400-500 lbs (Steers)	\$170.00
Under 400 lbs (Steers)	\$110.00
Common and Medium	N/A
over 900 lbs (Heifers)	\$56.00-\$116.00
800-900 lbs (Heifers)	N/A
700-800 lbs (Heifers)	\$74.00-\$75.00
600-700 lbs (Heifers)	\$76.00
500-600 lbs (Heifers)	\$130.00
400-500 lbs (Heifers)	\$112.00-\$162.00
Under 400 lbs (Heifers)	\$102.00
Common and Medium	N/A

BOB CALVES

Good Calves	\$15.00-\$140.00
Average	\$2.00-\$12.00

LAMBS

Over 109 lbs	\$210.00
95 - 109 lbs	\$200.00-\$235.00
80 - 94 lbs	\$200.00-\$255.00
65 - 79 lbs	\$145.00-\$220.00
50 - 64 lbs	\$220.00-\$225.00
Light Lambs	N/A

Lamb prices (dressed weight paid by NorthumberLamb)**December 13, 2019**

New Lambs per kilogram: (dressed weight)	\$9.50
Mutton per kilogram: (dressed weight)	\$5.00

Visit us online at:

www.princeedwardisland.ca/en/information/weekly-pei-agriculture-market-reports

Market Report



ISSN: 0825-2297

AGRICULTURE

HOGS (Prince Edward Island) Week Ending:

January 6 - 10, 2020

per ckg \$139.64

WEANERS: Suggested minimum price based on 30lb weaner pig \$37.25

WEANERS : Over weight Price (lb) \$0.50

POTATOES-New Crop

January 2-8, 2020

PEI Potato Board Recap Average FOB Prices

50's \$10.93

10's \$2.72

ATLANTIC BEEF PRODUCT

January 13, 2020

Steers

AA & AAA \$2.38

EGGS

December 29, 2019

	Producer	Spot Prices	Wholesale Carton
X-Large	\$2.22	\$2.75	\$2.88
A-Large	\$2.22	\$2.72	\$2.85
A-Medium	\$2.04	\$2.54	\$2.67
A-Small	\$1.61	\$2.11	\$2.24

GRAIN

January 13, 2020

Barley \$255.00

Oats #2 \$230.00

Barley Extruded \$440.00

Mixed Grain (FOB) N/A

Wheat \$275.00

Corn \$315.00

Soybean Meal 48% \$565.00

Soybean Extruded \$530.00

Soybean Roasted \$540.00

Soybean Raw N/A

Not all products available at all Elevators. Call the local elevator for prices and availability

ATLANTIC SOY CORP (Non GMO IP EXPORT Soybean pricing)

Week Ending:

January 10, 2020

PEI Average Board Price \$403.55

Premiums above base price \$40.00-\$91.00/MT depend upon variety & grade

MARITIME LIVESTOCK SALE (Truro)**January 9, 2020****FEEDERS**

over 900 lbs (Steers)	N/A
800-900 lbs (Steers)	N/A
700-800 lbs (Steers)	N/A
600-700 lbs (Steers)	N/A
500-600 lbs (Steers)	N/A
400-500 lbs (Steers)	N/A
Under 400 lbs (Steers)	N/A
Common and Medium	N/A
over 900 lbs (Heifers)	N/A
800-900 lbs (Heifers)	N/A
700-800 lbs (Heifers)	N/A
600-700 lbs (Heifers)	\$30.00-\$40.00
500-600 lbs (Heifers)	N/A
400-500 lbs (Heifers)	N/A
Under 400 lbs (Heifers)	N/A
Common and Medium	N/A

BOB CALVES

Good Calves	\$36.00-\$120.00
Average	\$2.00-\$30.00

LAMBS

Over 109 lbs	N/A
95 - 109 lbs	\$235.00
80 - 94 lbs	\$235.00
65 - 79 lbs	\$250.00
50 - 64 lbs	N/A
Light Lambs	N/A

Lamb prices (dressed weight paid by NorthumberLamb)**January 6, 2020**

New Lambs per kilogram: (dressed weight)	\$9.60
Mutton per kilogram: (dressed weight)	\$5.00

Visit us online at:

www.princeedwardisland.ca/en/information/weekly-pei-agriculture-market-reports

Market Report



ISSN: 0825-2297

AGRICULTURE

HOGS (Prince Edward Island) Week Ending:

January 20-24, 2020

per ckg	\$144.32
WEANERS: Suggested minimum price based on 30lb weaner pig	\$37.00
WEANERS : Over weight Price (lb)	\$0.50

POTATOES-New Crop

January 16-22, 2020

PEI Potato Board Recap

Average FOB Prices

50's	\$10.80
10's	\$2.85

ATLANTIC BEEF PRODUCT

January 27, 2020

Steers

AA & AAA	\$2.43
----------	--------

EGGS

January 26, 2020

	Producer	Spot Prices	Wholesale Carton
X-Large	\$2.23	\$2.75	\$2.88
A-Large	\$2.23	\$2.72	\$2.85
A-Medium	\$2.05	\$2.54	\$2.67
A-Small	\$1.62	\$2.11	\$2.24

GRAIN

January 13, 2020

Barley	\$255.00
Oats #2	\$230.00
Barley Extruded	\$440.00
Mixed Grain (FOB)	N/A
Wheat	\$275.00
Corn	\$315.00
Soybean Meal 48%	\$565.00
Soybean Extruded	\$530.00
Soybean Roasted	\$540.00
Soybean Raw	N/A

Not all products available at all Elevators. Call the local elevator for prices and availability

ATLANTIC SOY CORP (Non GMO IP EXPORT Soybean pricing)

Week Ending:

January 24, 2020

PEI Average Board Price

\$387.97

Premiums above base price \$40.00-\$91.00/MT depend upon variety & grade

MARITIME LIVESTOCK SALE (Truro)**January 23, 2020****FEEDERS**

over 900 lbs (Steers)	N/A
800-900 lbs (Steers)	\$154.00
700-800 lbs (Steers)	\$162.00
600-700 lbs (Steers)	\$148.00-\$182.00
500-600 lbs (Steers)	N/A
400-500 lbs (Steers)	N/A
Under 400 lbs (Steers)	\$90.00-\$15.00
Common and Medium	N/A
over 900 lbs (Heifers)	N/A
800-900 lbs (Heifers)	\$205.00
700-800 lbs (Heifers)	\$30.00-\$134.00
600-700 lbs (Heifers)	\$90.00-\$100.00
500-600 lbs (Heifers)	\$116.00-\$148.00
400-500 lbs (Heifers)	\$68.00-\$100.00
Under 400 lbs (Heifers)	\$50.00-\$108.00
Common and Medium	N/A

BOB CALVES

Good Calves	\$30.00-\$190.00
Average	\$2.00-\$25.00

LAMBS

Over 109 lbs	\$250.00-\$255.00
95 - 109 lbs	\$265.00
80 - 94 lbs	N/A
65 - 79 lbs	N/A
50 - 64 lbs	N/A
Light Lambs	N/A

Lamb prices (dressed weight paid by Northumberland)**January 20, 2020**

New Lambs per kilogram: (dressed weight)	\$9.80
Mutton per kilogram: (dressed weight)	\$5.00

Visit us online at:

www.princeedwardisland.ca/en/information/weekly-pei-agriculture-market-reports

Market Report



ISSN: 0825-2297

AGRICULTURE

HOGS (Prince Edward Island) Week Ending:	January 27-31, 2020
per ckg	\$147.75
WEANERS: Suggested minimum price based on 30lb weaner pig	\$37.00
WEANERS : Over weight Price (lb)	\$0.50

POTATOES-New Crop	January 23-29, 2020
PEI Potato Board Recap	Average FOB Prices
50's	N/A
10's	\$2.62

ATLANTIC BEEF PRODUCT	February 3, 2020
Steers	
AA & AAA	\$2.43

EGGS			January 26, 2020
	Producer	Spot Prices	Wholesale Carton
X-Large	\$2.23	\$2.75	\$2.88
A-Large	\$2.23	\$2.72	\$2.85
A-Medium	\$2.05	\$2.54	\$2.67
A-Small	\$1.62	\$2.11	\$2.24

GRAIN	January 31, 2020
Barley	\$260.00
Oats #2	\$235.00
Barley Extruded	\$460.00
Mixed Grain (FOB)	N/A
Wheat	\$275.00
Corn	\$310.00
Soybean Meal 48%	\$560.00
Soybean Extruded	\$535.00
Soybean Roasted	\$545.00
Soybean Raw	N/A

Not all products available at all Elevators. Call the local elevator for prices and availability

ATLANTIC SOY CORP (Non GMO IP EXPORT Soybean pricing)	
Week Ending:	January 31, 2020
PEI Average Board Price	\$376.02
Premiums above base price \$40.00-\$91.00/MT depend upon variety & grade	

MARITIME LIVESTOCK SALE (Truro)**January 23, 2020****FEEDERS**

over 900 lbs (Steers)	N/A
800-900 lbs (Steers)	\$154.00
700-800 lbs (Steers)	\$162.00
600-700 lbs (Steers)	\$148.00-\$182.00
500-600 lbs (Steers)	N/A
400-500 lbs (Steers)	N/A
Under 400 lbs (Steers)	\$90.00-\$15.00
Common and Medium	N/A
over 900 lbs (Heifers)	N/A
800-900 lbs (Heifers)	\$205.00
700-800 lbs (Heifers)	\$30.00-\$134.00
600-700 lbs (Heifers)	\$90.00-\$100.00
500-600 lbs (Heifers)	\$116.00-\$148.00
400-500 lbs (Heifers)	\$68.00-\$100.00
Under 400 lbs (Heifers)	\$50.00-\$108.00
Common and Medium	N/A

BOB CALVES

Good Calves	\$30.00-\$190.00
Average	\$2.00-\$25.00

LAMBS

Over 109 lbs	\$250.00-\$255.00
95 - 109 lbs	\$265.00
80 - 94 lbs	N/A
65 - 79 lbs	N/A
50 - 64 lbs	N/A
Light Lambs	N/A

Lamb prices (dressed weight paid by Northumberland)**January 27, 2020**

New Lambs per kilogram: (dressed weight)	\$9.90
Mutton per kilogram: (dressed weight)	\$5.00

Visit us online at:

www.princeedwardisland.ca/en/information/weekly-pei-agriculture-market-reports

Market Report



ISSN: 0825-2297 Report released February 6, 2020 due to impending storm and possible closure. Updates may be provided February 7, 2020.

AGRICULTURE

HOGS (Prince Edward Island) Week Ending:	February 3, 2020 -February 7, 2020
per ckg	\$151.99
WEANERS: Suggested minimum price based on 30lb weaner pig	\$38.00
WEANERS : Over weight Price (lb)	\$0.51

POTATOES-New Crop	January 30, 2020 - February 5, 2020
PEI Potato Board Recap	Average FOB Prices
50's	\$9.70
10's	\$2.63

ATLANTIC BEEF PRODUCT	February 10, 2020
Steers	
AA & AAA	\$2.47

EGGS			February 6, 2020
	Producer	Spot Prices	Wholesale Carton
X-Large	\$2.23	\$2.75	\$2.88
A-Large	\$2.23	\$2.72	\$2.85
A-Medium	\$2.05	\$2.54	\$2.67
A-Small	\$1.62	\$2.11	\$2.24

GRAIN	January 31, 2020
Barley	\$260.00
Oats #2	\$235.00
Barley Extruded	\$460.00
Mixed Grain (FOB)	N/A
Wheat	\$275.00
Corn	\$310.00
Soybean Meal 48%	\$560.00
Soybean Extruded	\$535.00
Soybean Roasted	\$545.00
Soybean Raw	N/A

Not all products available at all Elevators. Call the local elevator for prices and availability

ATLANTIC SOY CORP (Non GMO IP EXPORT Soybean pricing)	
Week Ending:	February 6, 2020
PEI Average Board Price	\$382.42

Premiums above base price \$40.00-\$91.00/MT depend upon variety & grade

MARITIME LIVESTOCK SALE (Truro)**January 30, 2020****FEEDERS**

over 900 lbs (Steers)	N/A
800-900 lbs (Steers)	N/A
700-800 lbs (Steers)	N/A
600-700 lbs (Steers)	\$134.00-\$138.00
500-600 lbs (Steers)	\$187.00
400-500 lbs (Steers)	\$140.00-\$178.00
Under 400 lbs (Steers)	N/A
Common and Medium	N/A
over 900 lbs (Heifers)	N/A
800-900 lbs (Heifers)	\$132.00
700-800 lbs (Heifers)	\$150.00
600-700 lbs (Heifers)	N/A
500-600 lbs (Heifers)	N/A
400-500 lbs (Heifers)	\$124.00
Under 400 lbs (Heifers)	\$112.00-\$128.00
Common and Medium	N/A

BOB CALVES

Good Calves	\$65.00-\$200.00
Average	\$2.00-\$32.00

LAMBS

Over 109 lbs	N/A
95 - 109 lbs	N/A
80 - 94 lbs	\$280.00-\$290.00
65 - 79 lbs	\$280.00
50 - 64 lbs	\$285.00
Light Lambs	N/A

Lamb prices (dressed weight paid by Northumberland)**February 3, 2020**

New Lambs per kilogram: (dressed weight)	\$10.00
Mutton per kilogram: (dressed weight)	\$5.00

Visit us online at:

www.princeedwardisland.ca/en/information/weekly-pei-agriculture-market-reports

Market Report



ISSN: 0825-2297

AGRICULTURE

HOGS (Prince Edward Island) Week Ending:	February 10, 2020 -February 14, 2020
per ckg	\$148.55
WEANERS: Suggested minimum price based on 30lb weaner pig	\$38.25
WEANERS : Over weight Price (lb)	\$0.52

POTATOES-New Crop	February 6, 2020 - February 12, 2020
PEI Potato Board Recap	Average FOB Prices
50's	\$9.69
10's	\$2.58

ATLANTIC BEEF PRODUCT	February 17, 2020
Steers	
AA & AAA	\$2.46

EGGS			February 13, 2020
	Producer	Spot Prices	Wholesale Carton
X-Large	\$2.23	\$2.75	\$2.88
A-Large	\$2.23	\$2.72	\$2.85
A-Medium	\$2.05	\$2.54	\$2.67
A-Small	\$1.62	\$2.11	\$2.24

GRAIN	February 13, 2020
Barley	\$265.00
Oats #2	\$240.00
Barley Extruded	out of stock
Mixed Grain (FOB)	N/A
Wheat	\$275.00
Corn	\$310.00
Soybean Meal 48%	\$560.00
Soybean Extruded	\$535.00
Soybean Roasted	\$545.00
Soybean Raw	N/A

Not all products available at all Elevators. Call the local elevator for prices and availability

ATLANTIC SOY CORP (Non GMO IP EXPORT Soybean pricing)	February 14, 2020
Week Ending:	
PEI Average Board Price	\$385.18
Premiums above base price \$40.00-\$91.00/MT depend upon variety & grade	

MARITIME LIVESTOCK SALE (Truro)**February 6, 2020****FEEDERS**

over 900 lbs (Steers)	N/A
800-900 lbs (Steers)	\$54.00
700-800 lbs (Steers)	\$40.00-\$84.00
600-700 lbs (Steers)	\$80.00-\$85.00
500-600 lbs (Steers)	\$115.00-\$128.00
400-500 lbs (Steers)	\$154.00
Under 400 lbs (Steers)	\$80.00-\$117.00
Common and Medium	N/A
over 900 lbs (Heifers)	N/A
800-900 lbs (Heifers)	N/A
700-800 lbs (Heifers)	N/A
600-700 lbs (Heifers)	N/A
500-600 lbs (Heifers)	\$70.00
400-500 lbs (Heifers)	\$120.00
Under 400 lbs (Heifers)	\$68.00-\$115.00
Common and Medium	N/A

BOB CALVES

Good Calves	\$40.00-\$200.00
Average	\$2.00-\$32.00

LAMBS

Over 109 lbs	N/A
95 - 109 lbs	N/A
80 - 94 lbs	N/A
65 - 79 lbs	\$265.00
50 - 64 lbs	N/A
Light Lambs	N/A

Lamb prices (dressed weight paid by Northumberland)**February 10, 2020**

New Lambs per kilogram: (dressed weight)	\$10.10
Mutton per kilogram: (dressed weight)	\$5.00

Visit us online at:

www.princeedwardisland.ca/en/information/weekly-pei-agriculture-market-reports

Market Report



ISSN: 0825-2297

AGRICULTURE

HOGS (Prince Edward Island) Week Ending:	February 17, 2020 -February 21, 2020
per ckg	\$141.10
WEANERS: Suggested minimum price based on 30lb weaner pig	\$38.25
WEANERS : Over weight Price (lb)	\$0.52

POTATOES-New Crop	February 13, 2020 - February 19, 2020
PEI Potato Board Recap	Average FOB Prices
50's	\$10.76
10's	\$2.63

ATLANTIC BEEF PRODUCT	February 24, 2020
Steers	
AA & AAA	\$2.44

EGGS			February 20, 2020
	Producer	Spot Prices	Wholesale Carton
X-Large	\$2.23	\$2.75	\$2.88
A-Large	\$2.23	\$2.72	\$2.85
A-Medium	\$2.05	\$2.54	\$2.67
A-Small	\$1.62	\$2.11	\$2.24

GRAIN	February 13, 2020
Barley	\$265.00
Oats #2	\$240.00
Barley Extruded	out of stock
Mixed Grain (FOB)	N/A
Wheat	\$275.00
Corn	\$310.00
Soybean Meal 48%	\$560.00
Soybean Extruded	\$535.00
Soybean Roasted	\$545.00
Soybean Raw	N/A

Not all products available at all Elevators. Call the local elevator for prices and availability

ATLANTIC SOY CORP (Non GMO IP EXPORT Soybean pricing)	February 21, 2020
Week Ending:	
PEI Average Board Price	\$388.09
Premiums above base price \$40.00-\$91.00/MT depend upon variety & grade	

MARITIME LIVESTOCK SALE (Truro)**February 6, 2020****FEEDERS**

over 900 lbs (Steers)	N/A
800-900 lbs (Steers)	\$54.00
700-800 lbs (Steers)	\$40.00-\$84.00
600-700 lbs (Steers)	\$80.00-\$85.00
500-600 lbs (Steers)	\$115.00-\$128.00
400-500 lbs (Steers)	\$154.00
Under 400 lbs (Steers)	\$80.00-\$117.00
Common and Medium	N/A
over 900 lbs (Heifers)	N/A
800-900 lbs (Heifers)	N/A
700-800 lbs (Heifers)	N/A
600-700 lbs (Heifers)	N/A
500-600 lbs (Heifers)	\$70.00
400-500 lbs (Heifers)	\$120.00
Under 400 lbs (Heifers)	\$68.00-\$115.00
Common and Medium	N/A

BOB CALVES

Good Calves	\$40.00-\$200.00
Average	\$2.00-\$32.00

LAMBS

Over 109 lbs	N/A
95 - 109 lbs	N/A
80 - 94 lbs	N/A
65 - 79 lbs	\$265.00
50 - 64 lbs	N/A
Light Lambs	N/A

Lamb prices (dressed weight paid by NorthumberLamb)**February 17, 2020**

New Lambs per kilogram: (dressed weight)	\$10.20
Mutton per kilogram: (dressed weight)	\$5.00

Visit us online at:

www.princeedwardisland.ca/en/information/weekly-pei-agriculture-market-reports

Market Report



ISSN: 0825-2297

AGRICULTURE

HOGS (Prince Edward Island) Week Ending:	February 24, 2020 -February 28, 2020
per ckg	\$136.60
WEANERS: Suggested minimum price based on 30lb weaner pig	\$37.50
WEANERS : Over weight Price (lb)	\$0.51

POTATOES-New Crop	February 20, 2020 - February 26, 2020
PEI Potato Board Recap	Average FOB Prices
50's	\$10.65
10's	\$2.61

ATLANTIC BEEF PRODUCT	March 2, 2020
Steers	
AA & AAA	\$2.44

EGGS			February 27, 2020
	Producer	Spot Prices	Wholesale Carton
X-Large	\$2.23	\$2.75	\$2.88
A-Large	\$2.23	\$2.72	\$2.85
A-Medium	\$2.05	\$2.54	\$2.67
A-Small	\$1.62	\$2.11	\$2.24

GRAIN	February 27, 2020
Barley	\$270.00
Oats #2	\$240.00
Barley Extruded	out of stock
Mixed Grain (FOB)	N/A
Wheat	\$275.00
Corn	\$310.00
Soybean Meal 48%	\$560.00
Soybean Extruded	\$535.00
Soybean Roasted	\$545.00
Soybean Raw	N/A

Not all products available at all Elevators. Call the local elevator for prices and availability

ATLANTIC SOY CORP (Non GMO IP EXPORT Soybean pricing)	February 27, 2020
Week Ending:	
PEI Average Board Price	\$384.48
Premiums above base price \$40.00-\$91.00/MT depend upon variety & grade	

MARITIME LIVESTOCK SALE (Truro)**February 20, 2020****FEEDERS**

over 900 lbs (Steers)	\$130.00-\$143.00
800-900 lbs (Steers)	\$163.00-\$173.00
700-800 lbs (Steers)	\$143.00-\$189.00
600-700 lbs (Steers)	\$128.00-\$236.00
500-600 lbs (Steers)	\$122.00-\$248.00
400-500 lbs (Steers)	\$112.00-\$245.00
Under 400 lbs (Steers)	\$134.00-\$242.00
Common and Medium	N/A
over 900 lbs (Heifers)	\$86.00-\$110.00
800-900 lbs (Heifers)	\$133.00-\$178.00
700-800 lbs (Heifers)	\$130.00-\$185.00
600-700 lbs (Heifers)	\$130.00-\$168.00
500-600 lbs (Heifers)	\$63.00-\$179.00
400-500 lbs (Heifers)	\$87.00-\$222.00
Under 400 lbs (Heifers)	\$45.00-\$135.00
Common and Medium	N/A

BOB CALVES

Good Calves	\$24.00-\$260.00
Average	\$2.00-\$20.00

LAMBS

Over 109 lbs	\$255.00-\$275.00
95 - 109 lbs	\$275.00-\$280.00
80 - 94 lbs	\$230.00-\$280.00
65 - 79 lbs	\$260.00-\$285.00
50 - 64 lbs	\$270.00-\$280.00
Light Lambs	\$280.00

Lamb prices (dressed weight paid by NorthumberLamb)**March 2, 2020**

New Lambs per kilogram: (dressed weight)	\$10.50
Mutton per kilogram: (dressed weight)	\$5.00

Visit us online at:

www.princeedwardisland.ca/en/information/weekly-pei-agriculture-market-reports

Market Report



ISSN: 0825-2297

AGRICULTURE

HOGS (Prince Edward Island) Week Ending:

March 2, 2020 to March 6, 2020

per ckg	\$138.73
WEANERS: Suggested minimum price based on 30lb weaner pig	\$36.75
WEANERS : Over weight Price (lb)	\$0.50

POTATOES-New Crop

February 27, 2020 - March 4, 2020

PEI Potato Board Recap	Average FOB Prices
50's	\$10.47
10's	\$2.67

ATLANTIC BEEF PRODUCT

March 9, 2020

Steers

AA & AAA	\$2.38
----------	--------

EGGS

March 5, 2020

	Producer	Spot Prices	Wholesale Carton
X-Large	\$2.23	\$2.75	\$2.88
A-Large	\$2.23	\$2.72	\$2.85
A-Medium	\$2.05	\$2.54	\$2.67
A-Small	\$1.62	\$2.11	\$2.24

GRAIN

February 27, 2020

Barley	\$270.00
Oats #2	\$240.00
Barley Extruded	out of stock
Mixed Grain (FOB)	N/A
Wheat	\$275.00
Corn	\$310.00
Soybean Meal 48%	\$560.00
Soybean Extruded	\$535.00
Soybean Roasted	\$545.00
Soybean Raw	N/A

Not all products available at all Elevators. Call the local elevator for prices and availability

ATLANTIC SOY CORP (Non GMO IP EXPORT Soybean pricing)

Week Ending:

March 5, 2020

PEI Average Board Price	\$396.81
-------------------------	----------

Premiums above base price \$40.00-\$91.00/MT depend upon variety & grade

MARITIME LIVESTOCK SALE (Truro)**February 27, 2020****FEEDERS**

over 900 lbs (Steers)	\$126.00
800-900 lbs (Steers)	N/A
700-800 lbs (Steers)	N/A
600-700 lbs (Steers)	N/A
500-600 lbs (Steers)	N/A
400-500 lbs (Steers)	N/A
Under 400 lbs (Steers)	\$182.00
Common and Medium	N/A
over 900 lbs (Heifers)	N/A
800-900 lbs (Heifers)	\$68.00
700-800 lbs (Heifers)	\$56.00
600-700 lbs (Heifers)	\$120.00
500-600 lbs (Heifers)	\$130.00
400-500 lbs (Heifers)	\$75.00-\$145.00
Under 400 lbs (Heifers)	N/A
Common and Medium	N/A

BOB CALVES

Good Calves	\$25.00-\$155.00
Average	\$2.00-\$20.00

LAMBS

Over 109 lbs	N/A
95 - 109 lbs	\$240.00-\$290.00
80 - 94 lbs	\$260.00-\$285.00
65 - 79 lbs	\$245.00-\$290.00
50 - 64 lbs	\$210.00-\$265.00
Light Lambs	\$225.00-\$240.00

Lamb prices (dressed weight paid by Northumberland)**March 9, 2020**

New Lambs per kilogram: (dressed weight)	\$10.70
Mutton per kilogram: (dressed weight)	\$5.00

Visit us online at:

www.princeedwardisland.ca/en/information/weekly-pei-agriculture-market-reports

Market Report



ISSN: 0825-2297

AGRICULTURE

HOGS (Prince Edward Island) Week Ending:

March 9, 2020 to March 13, 2020

per ckg	\$140.12
WEANERS: Suggested minimum price based on 30lb weaner pig	\$36.00
WEANERS : Over weight Price (lb)	\$0.49

POTATOES-New Crop

March 5, 2020 to March 11, 2020

PEI Potato Board Recap	Average FOB Prices
50's	\$10.93
10's	\$2.65

ATLANTIC BEEF PRODUCT

March 16, 2020

Steers

AA & AAA	\$2.38
----------	--------

EGGS

March 13, 2020

	Producer	Spot Prices	Wholesale Carton
X-Large	\$2.23	\$2.75	\$2.88
A-Large	\$2.23	\$2.72	\$2.85
A-Medium	\$2.05	\$2.54	\$2.67
A-Small	\$1.62	\$2.11	\$2.24

GRAIN

March 10, 2020

Barley	\$275.00
Oats #2	\$240.00
Barley Extruded	out of stock
Mixed Grain (FOB)	N/A
Wheat	\$280.00
Corn	\$310.00
Soybean Meal 48%	\$565.00
Soybean Extruded	\$540.00
Soybean Roasted	\$550.00
Soybean Raw	N/A

Not all products available at all Elevators. Call the local elevator for prices and availability

ATLANTIC SOY CORP (Non GMO IP EXPORT Soybean pricing)

Week Ending:

March 13, 2020

PEI Average Board Price	\$391.65
-------------------------	----------

Premiums above base price \$40.00-\$91.00/MT depend upon variety & grade

MARITIME LIVESTOCK SALE (Truro)**March 5, 2020****FEEDERS**

over 900 lbs (Steers)	N/A
800-900 lbs (Steers)	N/A
700-800 lbs (Steers)	N/A
600-700 lbs (Steers)	N/A
500-600 lbs (Steers)	\$130.00-\$164.00
400-500 lbs (Steers)	N/A
Under 400 lbs (Steers)	N/A
Common and Medium	N/A
over 900 lbs (Heifers)	N/A
800-900 lbs (Heifers)	N/A
700-800 lbs (Heifers)	\$128.00
600-700 lbs (Heifers)	\$122.00
500-600 lbs (Heifers)	\$122.00-\$142.00
400-500 lbs (Heifers)	\$124.00-\$130.00
Under 400 lbs (Heifers)	N/A
Common and Medium	N/A

BOB CALVES

Good Calves	\$55.00-\$230.00
Average	\$10.00-\$50.00

LAMBS

Over 109 lbs	N/A
95 - 109 lbs	\$315.00
80 - 94 lbs	\$285.00-\$310.00
65 - 79 lbs	\$300.00
50 - 64 lbs	\$280.00-\$310.00
Light Lambs	\$255.00-\$300.00

Lamb prices (dressed weight paid by Northumberland)**March 16, 2020**

New Lambs per kilogram: (dressed weight)	\$10.90
Mutton per kilogram: (dressed weight)	\$5.00

Visit us online at:

www.princeedwardisland.ca/en/information/weekly-pei-agriculture-market-reports

Weekly Agriculture Market Report






Volume 1 | Issue 1
May 28, 2020

The Weekly Agriculture Market Report provides a summary of agricultural commodity prices. The report is usually published every Friday with updated prices (when available). The report allows monitoring of the weekly changes in agricultural commodity prices. The prices are obtained weekly from several sources.

Notes:

- All figures in Canadian dollars.
- Dates of reporting vary. Weekly reports updated with most recent available prices.
- The Department of Agriculture and Land does not assume any responsibility for errors, omissions or otherwise. The information in this report is for general purposes only. You should not rely on this information for making any business, legal or any other decision.
- FOB means Free on Board

Legend:

-  Price increase
-  No change
-  Price decrease
- NA Not available, or data cannot be used for comparison purposes

Weekly Agriculture Market Report



Grains (\$ per tonne)

	Price (27-May-20)	Price (15-May-20)		Change (\$ per tonne)
Barley	272	272	→	0
Oats#2	250	250	→	0
Barley Extruded	out of stock	out of stock		NA
Mixed Grain (FOB)	NA	NA		NA
Wheat	300	280	↑	20
Corn	315	315	→	0
Soybean Meal 48%	565	565	→	0
Soybean Extruded	535	545	↓	-10
Soybean Roasted	545	535	↑	10
Soybean Raw	NA	NA		NA

Source: PEI Grains Elevators Corporation

Atlantic Soy Crop (\$ per tonne)

	Price (28-May-20)	Price (15-May-20)		Change (\$ per tonne)
PEI Average Board Price	377.14	382.67	↓	-5.53

Source: Sevita International

Note: Premiums above base price \$40.00-\$91.00/MT depend upon variety and grade

Potatoes (\$ per bag - Avg FOB price)

Bag	Price (27-May-20)	Price (20-May-20)		Change (\$ per bag)
50 lbs	11.28	11.11	↑	0.17
10 lbs	2.74	2.60	↑	0.14

Source: PEI Potato Board

Weekly Agriculture Market Report



Eggs - Producer Price (\$ per dozen)

Dozen	Price (28-May-20)	Price (17-May-20)		Change (\$ per doze)
X-Large	2.24	2.24	→	0
A-Large	2.24	2.24	→	0
A-Medium	2.06	2.06	→	0
A-Small	1.63	1.63	→	0

Source: Egg Farmers of PEI

Eggs - Spot Price (\$ per dozen)

Dozen	Price (28-May-20)	Price (17-May-20)		Change (\$ per doze)
X-Large	2.75	2.75	→	0
A-Large	2.72	2.72	→	0
A-Medium	2.54	2.54	→	0
A-Small	2.11	2.11	→	0

Source: Egg Farmers of PEI

Eggs - Wholesale Price (\$ per dozen)

Dozen	Price (28-May-20)	Price (17-May-20)		Change (\$ per doze)
X-Large	2.88	2.88	→	0
A-Large	2.85	2.85	→	0
A-Medium	2.67	2.67	→	0
A-Small	2.24	2.24	→	0

Source: Egg Farmers of PEI

Weekly Agriculture Market Report



Feeders (cents per lb)

Steers (lbs)	Average Price (21-May-20)	Average Price (14-May-20)	Change (cent per lb)
<400	NA	NA	NA
400-500	NA	NA	NA
500-600	NA	NA	NA
600-700	NA	NA	NA
700-800	NA	NA	NA
800-900	NA	NA	NA
900+	NA	150	NA

Source: Atlantic Stockyard Limited

Heifers (cents per lb)

Heifers (lbs)	Average Price (21-May-20)	Average Price (14-May-20)	Change (cent per lb)
<400	NA	NA	NA
400-500	185	NA	NA
500-600	189	NA	NA
600-700	161	NA	NA
700-800	NA	NA	NA
800-900	NA	NA	NA
900+	NA	NA	NA

Source: Atlantic Stockyard Limited

Bob Calves (\$ per head)

Calf	Average Price (21-May-20)	Average Price (14-May-20)	Change (\$ per head)
Good	140	121	↑ 19
Average	20	21	↓ -1

Source: Atlantic Stockyard Limited

Weekly Agriculture Market Report



Lambs (cents per lb)

Lambs (lbs)	Average Price (21-May-20)	Average Price (14-May-20)		Change (cent per lb)
<50	NA	NA		NA
50-64	290	390	↓	-100
65-79	269	352	↓	-83
80-94	276	405	↓	-129
95-109	260	NA		NA
>109	240	NA		NA

Source: Atlantic Stockyard Limited

Hogs

	Price (29-May-20)	Price (22-May-20)		Change
Hog (\$ per 100 kg)	168.58	176.06	↓	-7.48
Weaner (\$ 30lb)	41.50	38.00	↑	3.5
Weaner (\$ per lb over)	0.56	0.52	↑	0.04

Source: PEI Hog Board

Beef (\$ per lb)

	Price (01-Jun-20)	Price (25-May-20)		Change (\$ per lb)
AA & AAA	2.63	2.53	↑	0.1

Source: Atlantic Beef Product Inc.

Lamb Dressed Weigh (\$ per kg)

	Price (25-May-20)	Price (18-May-20)		Change (\$ per kg)
New lamb	12.20	12.30	↓	-0.1
Mutton	5.00	5.00	→	0

Source: Northumberland Lamb

Weekly Agriculture Market Report






Volume 1 | Issue 2
June 4, 2020

The Weekly Agriculture Market Report provides a summary of agricultural commodity prices. The report is usually published every Friday with updated prices (when available). The report allows monitoring of the weekly changes in agricultural commodity prices. The prices are obtained weekly from several sources.

Notes:

- All figures in Canadian dollars.
- Dates of reporting vary. Weekly reports updated with most recent available prices.
- The Department of Agriculture and Land does not assume any responsibility for errors, omissions or otherwise. The information in this report is for general purposes only. You should not rely on this information for making any business, legal or any other decision.
- FOB means Free on Board

L

-  Price increase
-  No change
-  Price decrease
- NA Not available, or data cannot be used for comparison purposes

Weekly Agriculture Market Report



Grains (\$ per tonne)

	Price (27-May-20)	Price (27-May-20)	Change (\$ per tonne)
Barley	272	272	→ 0
Oats#2	250	250	→ 0
Barley Extruded	out of stock	out of stock	NA
Mixed Grain (FOB)	NA	NA	NA
Wheat	300	300	→ 0
Corn	315	315	→ 0
Soybean Meal 48%	565	565	→ 0
Soybean Extruded	535	535	→ 0
Soybean Roasted	545	545	→ 0
Soybean Raw	NA	NA	NA

Source: PEI Grains Elevators Corporation

Atlantic Soy Crop (\$ per tonne)

	Price (04-Jun-20)	Price (28-May-20)	Change (\$ per tonne)
PEI Average Board Price	379.01	377.14	↑ 1.87

Source: Sevita International

Note: Premiums above base price \$40.00-\$91.00/MT depend upon variety and grade

Potatoes (\$ per bag - Avg FOB price)

Bag	Price (03-Jun-20)	Price (27-May-20)	Change (\$ per bag)
50 lbs	10.9	11.28	↓ -0.38
10 lbs	2.7	2.74	↓ -0.04

Source: PEI Potato Board

Weekly Agriculture Market Report



Eggs - Producer Price (\$ per dozen)

Dozen	Price (28-May-20)	Price (28-May-20)		Change (\$ per doze)
X-Large	2.24	2.24	→	0
A-Large	2.24	2.24	→	0
A-Medium	2.06	2.06	→	0
A-Small	1.63	1.63	→	0

Source: Egg Farmers of PEI

Eggs - Spot Price (\$ per dozen)

Dozen	Price (28-May-20)	Price (28-May-20)		Change (\$ per doze)
X-Large	2.75	2.75	→	0
A-Large	2.72	2.72	→	0
A-Medium	2.54	2.54	→	0
A-Small	2.11	2.11	→	0

Source: Egg Farmers of PEI

Eggs - Wholesale Price (\$ per dozen)

Dozen	Price (28-May-20)	Price (28-May-20)		Change (\$ per doze)
X-Large	2.88	2.88	→	0
A-Large	2.85	2.85	→	0
A-Medium	2.67	2.67	→	0
A-Small	2.24	2.24	→	0

Source: Egg Farmers of PEI

Weekly Agriculture Market Report



Feeders (cents per lb)

Steers (lbs)	Average Price (28-May-20)	Average Price (21-May-20)	Change (cent per lb)
<400	NA	NA	NA
400-500	NA	NA	NA
500-600	NA	NA	NA
600-700	NA	NA	NA
700-800	NA	NA	NA
800-900	NA	NA	NA
900+	NA	NA	NA

Source: Atlantic Stockyard Limited

Heifers (cents per lb)

Heifers (lbs)	Average Price (28-May-20)	Average Price (21-May-20)	Change (cent per lb)
<400	NA	NA	NA
400-500	NA	185	NA
500-600	NA	189	NA
600-700	NA	161	NA
700-800	NA	NA	NA
800-900	NA	NA	NA
900+	NA	NA	NA

Source: Atlantic Stockyard Limited

Bob Calves (\$ per head)

Calf	Average Price (28-May-20)	Average Price (21-May-20)	Change (\$ per head)
Good	173	140	↑ 33
Average	18	20	↓ -2

Source: Atlantic Stockyard Limited

Weekly Agriculture Market Report



Lambs (cents per lb)

Lambs (lbs)	Average Price (28-May-20)	Average Price (21-May-20)		Change (cent per lb)
<50	NA	NA		NA
50-64	305	290	↑	15
65-79	279	269	↑	10
80-94	248	276	↓	-28
95-109	NA	260		NA
>109	NA	240		NA

Source: Atlantic Stockyard Limited

Hogs

	Price (05-Jun-20)	Price (29-May-20)		Change
Hog (\$ per 100 kg)	158.92	168.58	↓	-9.66
Weaner (\$ 30lb)	43.25	41.50	↑	1.75
Weaner (\$ per lb over)	0.59	0.56	↑	0.03

Source: PEI Hog Board

Beef (\$ per lb)

	Price (08-Jun-20)	Price (01-Jun-20)		Change (\$ per lb)
AA & AAA	2.68	2.63	↑	0.05

Source: Atlantic Beef Product Inc.

Lamb Dressed Weigh (\$ per kg)

	Price (01-Jun-20)	Price (25-May-20)		Change (\$ per kg)
New lamb	12.10	12.20	↓	-0.1
Mutton	5.00	5.00	→	0

Source: Northumberland Lamb

Weekly Agriculture Market Report






Volume 1 | Issue 3
June 11, 2020

The Weekly Agriculture Market Report provides a summary of agricultural commodity prices. The report is usually published every Friday with updated prices (when available). The report allows monitoring of the weekly changes in agricultural commodity prices. The prices are obtained weekly from several sources.

Notes:

- All figures in Canadian dollars.
- Dates of reporting vary. Weekly reports updated with most recent available prices.
- The Department of Agriculture and Land does not assume any responsibility for errors, omissions or otherwise. The information in this report is for general purposes only. You should not rely on this information for making any business, legal or any other decision.
- FOB means Free on Board

Legend:

-  Price increase
-  No change
-  Price decrease
- NA Not available, or data cannot be used for comparison purposes

Weekly Agriculture Market Report



Grains (\$ per tonne)

	Price (27-May-20)	Price (27-May-20)		Change (\$ per tonne)
Barley	272	272	→	0
Oats#2	250	250	→	0
Barley Extruded	out of stock	out of stock		NA
Mixed Grain (FOB)	NA	NA		NA
Wheat	300	300	→	0
Corn	315	315	→	0
Soybean Meal 48%	565	565	→	0
Soybean Extruded	535	535	→	0
Soybean Roasted	545	545	→	0
Soybean Raw	NA	NA		NA

Source: PEI Grains Elevators Corporation

Atlantic Soy Crop (\$ per tonne)

	Price (11-Jun-20)	Price (04-Jun-20)		Change (\$ per tonne)
PEI Average Board Price	379.5	379.01	↑	0.49

Source: Sevita International

Note: Premiums above base price \$40.00-\$91.00/MT depend upon variety and grade

Potatoes (\$ per bag - Avg FOB price)

Bag	Price (10-Jun-20)	Price (03-Jun-20)		Change (\$ per bag)
50 lbs	10.87	10.9	↓	-0.03
10 lbs	2.43	2.7	↓	-0.27

Source: PEI Potato Board

Weekly Agriculture Market Report



Eggs - Producer Price (\$ per dozen)

Dozen	Price (28-May-20)	Price (28-May-20)		Change (\$ per doze)
X-Large	2.24	2.24	→	0
A-Large	2.24	2.24	→	0
A-Medium	2.06	2.06	→	0
A-Small	1.63	1.63	→	0

Source: Egg Farmers of PEI

Eggs - Spot Price (\$ per dozen)

Dozen	Price (28-May-20)	Price (28-May-20)		Change (\$ per doze)
X-Large	2.75	2.75	→	0
A-Large	2.72	2.72	→	0
A-Medium	2.54	2.54	→	0
A-Small	2.11	2.11	→	0

Source: Egg Farmers of PEI

Eggs - Wholesale Price (\$ per dozen)

Dozen	Price (28-May-20)	Price (28-May-20)		Change (\$ per doze)
X-Large	2.88	2.88	→	0
A-Large	2.85	2.85	→	0
A-Medium	2.67	2.67	→	0
A-Small	2.24	2.24	→	0

Source: Egg Farmers of PEI

Weekly Agriculture Market Report



Feeders (cents per lb)

Steers (lbs)	Average Price (04-Jun-20)	Average Price (28-May-20)	Change (cent per lb)
<400	NA	NA	NA
400-500	NA	NA	NA
500-600	NA	NA	NA
600-700	NA	NA	NA
700-800	NA	NA	NA
800-900	NA	NA	NA
900+	NA	NA	NA

Source: Atlantic Stockyard Limited

Heifers (cents per lb)

Heifers (lbs)	Average Price (04-Jun-20)	Average Price (28-May-20)	Change (cent per lb)
<400	168	NA	NA
400-500	160	NA	NA
500-600	NA	NA	NA
600-700	NA	NA	NA
700-800	140	NA	NA
800-900	NA	NA	NA
900+	NA	NA	NA

Source: Atlantic Stockyard Limited

Bob Calves (\$ per head)

Calf	Average Price (04-Jun-20)	Average Price (28-May-20)	Change (\$ per head)
Good	143	173	↓ -30
Average	16	18	↓ -2

Source: Atlantic Stockyard Limited

Weekly Agriculture Market Report



Lambs (cents per lb)

Lambs (lbs)	Average Price (04-Jun-20)	Average Price (28-May-20)		Change (cent per lb)
<50	NA	NA		NA
50-64	NA	305		NA
65-79	330	279	↑	51
80-94	321	248	↑	73
95-109	315	NA		NA
>109	NA	NA		NA

Source: Atlantic Stockyard Limited

Hogs

	Price (12-Jun-20)	Price (05-Jun-20)		Change
Hog (\$ per 100 kg)	140.34	158.92	↓	-18.58
Weaner (\$ 30lb)	42.25	43.25	↓	-1
Weaner (\$ per lb over)	0.57	0.59	↓	-0.02

Source: PEI Hog Board

Beef (\$ per lb)

	Price (15-Jun-20)	Price (08-Jun-20)		Change (\$ per lb)
AA & AAA	2.63	2.68	↓	-0.05

Source: Atlantic Beef Product Inc.

Lamb Dressed Weigh (\$ per kg)

	Price (08-Jun-20)	Price (01-Jun-20)		Change (\$ per kg)
New lamb	12.00	12.10	↓	-0.1
Mutton	5.00	5.00	→	0

Source: Northumberland Lamb

Weekly Agriculture Market Report






Volume 1 | Issue 4
June 18, 2020

The Weekly Agriculture Market Report provides a summary of agricultural commodity prices. The report is usually published every Friday with updated prices (when available). The report allows monitoring of the weekly changes in agricultural commodity prices. The prices are obtained weekly from several sources.

Notes:

- All figures in Canadian dollars.
- Dates of reporting vary. Weekly reports updated with most recent available prices.
- The Department of Agriculture and Land does not assume any responsibility for errors, omissions or otherwise. The information in this report is for general purposes only. You should not rely on this information for making any business, legal or any other decision.
- FOB means Free on Board

Legend:

-  Price increase
-  No change
-  Price decrease
- NA Not available, or data cannot be used for comparison purposes

Weekly Agriculture Market Report



Grains (\$ per tonne)

	Price (27-May-20)	Price (27-May-20)		Change (\$ per tonne)
Barley	272	272	→	0
Oats#2	250	250	→	0
Barley Extruded	out of stock	out of stock		NA
Mixed Grain (FOB)	NA	NA		NA
Wheat	300	300	→	0
Corn	315	315	→	0
Soybean Meal 48%	565	565	→	0
Soybean Extruded	535	535	→	0
Soybean Roasted	545	545	→	0
Soybean Raw	NA	NA		NA

Source: PEI Grains Elevators Corporation

Atlantic Soy Crop (\$ per tonne)

	Price (18-Jun-20)	Price (11-Jun-20)		Change (\$ per tonne)
PEI Average Board Price	383.96	379.5	↑	4.46

Source: Sevita International

Note: Premiums above base price \$40.00-\$91.00/MT depend upon variety and grade

Potatoes (\$ per bag - Avg FOB price)

Bag	Price (17-Jun-20)	Price (10-Jun-20)		Change (\$ per bag)
50 lbs	10.87	10.87	→	0
10 lbs	2.62	2.43	↑	0.19

Source: PEI Potato Board

Weekly Agriculture Market Report



Eggs - Producer Price (\$ per dozen)

Dozen	Price (28-May-20)	Price (28-May-20)		Change (\$ per doze)
X-Large	2.24	2.24	→	0
A-Large	2.24	2.24	→	0
A-Medium	2.06	2.06	→	0
A-Small	1.63	1.63	→	0

Source: Egg Farmers of PEI

Feeders (cents per lb)

Steers (lbs)	Average Price (11-Jun-20)	Average Price (04-Jun-20)		Change (cent per lb)
<400	168	NA		NA
400-500	230	NA		NA
500-600	188	NA		NA
600-700	212	NA		NA
700-800	217	NA		NA
800-900	NA	NA		NA
900+	NA	NA		NA

Source: Atlantic Stockyard Limited

Heifers (cents per lb)

Heifers (lbs)	Average Price (11-Jun-20)	Average Price (04-Jun-20)		Change (cent per lb)
<400	125	168	↓	-43
400-500	180	160	↑	20
500-600	178	NA		NA
600-700	176	NA		NA
700-800	162	140	↑	22
800-900	NA	NA		NA
900+	110	NA		NA

Source: Atlantic Stockyard Limited

Weekly Agriculture Market Report



Bob Calves (\$ per head)

Calf	Average Price (11-Jun-20)	Average Price (04-Jun-20)		Change (\$ per head)
Good	169	143	↑	26
Average	12	16	↓	-4

Source: Atlantic Stockyard Limited

Lambs (cents per lb)

Lambs (lbs)	Average Price (11-Jun-20)	Average Price (04-Jun-20)		Change (cent per lb)
<50	NA	NA		NA
50-64	NA	NA		NA
65-79	303	330	↓	-27
80-94	328	321	↑	7
95-109	NA	315		NA
>109	NA	NA		NA

Source: Atlantic Stockyard Limited

Weekly Agriculture Market Report



Hogs

	Price (19-Jun-20)	Price (12-Jun-20)		Change
Hog (\$ per 100 kg)	125.40	140.34	↓	-14.94
Weaner (\$ 30lb)	38.75	42.25	↓	-3.5
Weaner (\$ per lb over)	0.53	0.57	↓	-0.04

Source: PEI Hog Board

Beef (\$ per lb)

	Price (22-Jun-20)	Price (15-Jun-20)		Change (\$ per lb)
AA & AAA	2.49	2.63	↓	-0.14

Source: Atlantic Beef Product Inc.

Lamb Dressed Weigh (\$ per kg)

	Price (15-Jun-20)	Price (08-Jun-20)		Change (\$ per kg)
New lamb	11.90	12.00	↓	-0.1
Mutton	5.00	5.00	→	0

Source: Northumberland Lamb

Weekly Agriculture Market Report






Volume 1 | Issue 5
June 25, 2020

The Weekly Agriculture Market Report provides a summary of agricultural commodity prices. The report is usually published every Friday with updated prices (when available). The report allows monitoring of the weekly changes in agricultural commodity prices. The prices are obtained weekly from several sources.

Notes:

- All figures in Canadian dollars.
- Dates of reporting vary. Weekly reports updated with most recent available prices.
- The Department of Agriculture and Land does not assume any responsibility for errors, omissions or otherwise. The information in this report is for general purposes only. You should not rely on this information for making any business, legal or any other decision.
- FOB means Free on Board

Legend:

-  Price increase
-  No change
-  Price decrease
- NA Not available, or data cannot be used for comparison purposes

Weekly Agriculture Market Report



Grains (\$ per tonne)

	Price (27-May-20)	Price (27-May-20)		Change (\$ per tonne)
Barley	272	272	→	0
Oats#2	250	250	→	0
Barley Extruded	out of stock	out of stock		NA
Mixed Grain (FOB)	NA	NA		NA
Wheat	300	300	→	0
Corn	315	315	→	0
Soybean Meal 48%	565	565	→	0
Soybean Extruded	535	535	→	0
Soybean Roasted	545	545	→	0
Soybean Raw	NA	NA		NA

Source: PEI Grains Elevators Corporation

Atlantic Soy Crop (\$ per tonne)

	Price (25-Jun-20)	Price (18-Jun-20)		Change (\$ per tonne)
PEI Average Board Price	381.11	383.96	↓	-2.85

Source: Sevita International

Note: Premiums above base price \$40.00-\$91.00/MT depend upon variety and grade

Potatoes (\$ per bag - Avg FOB price)

Bag	Price (24-Jun-20)	Price (17-Jun-20)		Change (\$ per bag)
50 lbs	10.45	10.87	↓	-0.42
10 lbs	2.34	2.62	↓	-0.28

Source: PEI Potato Board

Weekly Agriculture Market Report



Eggs - Producer Price (\$ per dozen)

Dozen	Price (28-May-20)	Price (28-May-20)		Change (\$ per doze)
X-Large	2.24	2.24	→	0
A-Large	2.24	2.24	→	0
A-Medium	2.06	2.06	→	0
A-Small	1.63	1.63	→	0

Source: Egg Farmers of PEI

Feeders (cents per lb)

Steers (lbs)	Average Price (18-Jun-20)	Average Price (11-Jun-20)		Change (cent per lb)
<400	NA	168		NA
400-500	NA	230		NA
500-600	NA	188		NA
600-700	225	212	↑	13
700-800	NA	217		NA
800-900	NA	NA		NA
900+	NA	NA		NA

Source: Atlantic Stockyard Limited

Heifers (cents per lb)

Heifers (lbs)	Average Price (18-Jun-20)	Average Price (11-Jun-20)		Change (cent per lb)
<400	NA	125		NA
400-500	NA	180		NA
500-600	NA	178		NA
600-700	202	176	↑	26
700-800	NA	162		NA
800-900	NA	NA		NA
900+	NA	110		NA

Source: Atlantic Stockyard Limited

Weekly Agriculture Market Report



Bob Calves (\$ per head)

Calf	Average Price (18-Jun-20)	Average Price (11-Jun-20)		Change (\$ per head)
Good	165	169	↓	-4
Average	28	12	↑	16

Source: Atlantic Stockyard Limited

Lambs (cents per lb)

Lambs (lbs)	Average Price (18-Jun-20)	Average Price (11-Jun-20)		Change (cent per lb)
<50	NA	NA		NA
50-64	NA	NA		NA
65-79	380	303	↑	77
80-94	383	328	↑	55
95-109	NA	NA		NA
>109	368	NA		NA

Source: Atlantic Stockyard Limited

Weekly Agriculture Market Report



Hogs

	Price (26-Jun-20)	Price (19-Jun-20)		Change
Hog (\$ per 100 kg)	117.31	125.40	↓	-8.09
Weaner (\$ 30lb)	35.75	38.75	↓	-3
Weaner (\$ per lb over)	0.48	0.53	↓	-0.05

Source: PEI Hog Board

Beef (\$ per lb)

	Price (29-Jun-20)	Price (22-Jun-20)		Change (\$ per lb)
AA & AAA	2.23	2.49	↓	-0.26

Source: Atlantic Beef Product Inc.

Lamb Dressed Weight (\$ per kg)

	Price (22-Jun-20)	Price (15-Jun-20)		Change (\$ per kg)
New lamb	11.80	11.90	↓	-0.1
Mutton	5.00	5.00	→	0

Source: Northumberland Lamb

Weekly Agriculture Market Report






Volume 1 | Issue 6
July 2, 2020

The Weekly Agriculture Market Report provides a summary of agricultural commodity prices. The report is usually published every Friday with updated prices (when available). The report allows monitoring of the weekly changes in agricultural commodity prices. The prices are obtained weekly from several sources.

Notes:

- All figures in Canadian dollars.
- Dates of reporting vary. Weekly reports updated with most recent available prices.
- The Department of Agriculture and Land does not assume any responsibility for errors, omissions or otherwise. The information in this report is for general purposes only. You should not rely on this information for making any business, legal or any other decision.
- FOB means Free on Board

Legend:

	Price increase
	No change
	Price decrease
NA	Not available, or data cannot be used for comparison purposes

Weekly Agriculture Market Report



Grains (\$ per tonne)

	Price (29-June-20)	Price (27-May-20)		Change (\$ per tonne)
Barley	270	272	↓	-2
Oats#2	260	250	↑	10
Barley Extruded	out of stock	out of stock		NA
Mixed Grain (FOB)	NA	NA		NA
Wheat	300	300	→	0
Corn	310	315	↓	-5
Soybean Meal 48%	560	565	↓	-5
Soybean Extruded	530	535	↓	-5
Soybean Roasted	540	545	↓	-5
Soybean Raw	NA	NA		NA

Source: PEI Grains Elevators Corporation

Atlantic Soy Crop (\$ per tonne)

	Price (02-Jul-20)	Price (25-Jun-20)		Change (\$ per tonne)
PEI Average Board Price	395.14	381.11	↑	14.03

Source: Sevita International

Note: Premiums above base price \$40.00-\$91.00/MT depend upon variety and grade

Potatoes (\$ per bag - Avg FOB price)

Bag	Price (01-Jul-20)	Price (24-Jun-20)		Change (\$ per bag)
50 lbs	11.56	10.45	↑	1.11
10 lbs	2.29	2.34	↓	-0.05

Source: PEI Potato Board

Weekly Agriculture Market Report



Eggs - Producer Price (\$ per dozen)

Dozen	Price (28-May-20)	Price (28-May-20)	Change (\$ per doze)
X-Large	2.24	2.24	→ 0
A-Large	2.24	2.24	→ 0
A-Medium	2.06	2.06	→ 0
A-Small	1.63	1.63	→ 0

Source: Egg Farmers of PEI

Feeders (cents per lb)

Steers (lbs)	Average Price (25-Jun-20)	Average Price (18-Jun-20)	Change (cent per lb)
<400	NA	NA	NA
400-500	NA	NA	NA
500-600	NA	NA	NA
600-700	NA	225	NA
700-800	NA	NA	NA
800-900	NA	NA	NA
900+	NA	NA	NA

Source: Atlantic Stockyard Limited

Heifers (cents per lb)

Heifers (lbs)	Average Price (25-Jun-20)	Average Price (18-Jun-20)	Change (cent per lb)
<400	NA	NA	NA
400-500	NA	NA	NA
500-600	NA	NA	NA
600-700	NA	202	NA
700-800	NA	NA	NA
800-900	NA	NA	NA
900+	NA	NA	NA

Source: Atlantic Stockyard Limited

Weekly Agriculture Market Report



Bob Calves (\$ per head)

Calf	Average Price (25-Jun-20)	Average Price (18-Jun-20)		Change (\$ per head)
Good	130	165	↓	-35
Average	37	28	↑	9

Source: Atlantic Stockyard Limited

Lambs (cents per lb)

Lambs (lbs)	Average Price (25-Jun-20)	Average Price (18-Jun-20)		Change (cent per lb)
<50	260	NA		NA
50-64	257	NA		NA
65-79	268	380	↓	-112
80-94	251	383	↓	-132
95-109	NA	NA		NA
>109	NA	368		NA

Source: Atlantic Stockyard Limited

Weekly Agriculture Market Report



Hogs

	Price (03-Jul-20)	Price (26-Jun-20)		Change
Hog (\$ per 100 kg)	113.13	117.31	↓	-4.18
Weaner (\$ 30lb)	32.75	35.75	↓	-3
Weaner (\$ per lb over)	0.44	0.48	↓	-0.04

Source: PEI Hog Board

Beef (\$ per lb)

	Price (06-Jul-20)	Price (29-Jun-20)		Change (\$ per lb)
AA & AAA	2.13	2.23	↓	-0.1

Source: Atlantic Beef Product Inc.

Lamb Dressed Weight (\$ per kg)

	Price (29-Jun-20)	Price (22-Jun-20)		Change (\$ per kg)
New lamb	11.70	11.80	↓	-0.1
Mutton	5.00	5.00	→	0

Source: Northumberland Lamb

Weekly Agriculture Market Report






Volume 1 | Issue 7
July 9, 2020

The Weekly Agriculture Market Report provides a summary of agricultural commodity prices. The report is usually published every Friday with updated prices (when available). The report allows monitoring of the weekly changes in agricultural commodity prices. The prices are obtained weekly from several sources.

Notes:

- All figures in Canadian dollars.
- Dates of reporting vary. Weekly reports updated with most recent available prices.
- The Department of Agriculture and Land does not assume any responsibility for errors, omissions or otherwise. The information in this report is for general purposes only. You should not rely on this information for making any business, legal or any other decision.
- FOB means Free on Board

Legend:

	Price increase
	No change
	Price decrease
NA	Not available, or data cannot be used for comparison purposes

Weekly Agriculture Market Report



Grains (\$ per tonne)

	Price (29-June-20)	Price (29-June-20)		Change (\$ per tonne)
Barley	270	270	→	0
Oats#2	260	260	→	0
Barley Extruded	out of stock	out of stock		NA
Mixed Grain (FOB)	NA	NA		NA
Wheat	300	300	→	0
Corn	310	310	→	0
Soybean Meal 48%	560	560	→	0
Soybean Extruded	530	530	→	0
Soybean Roasted	540	540	→	0
Soybean Raw	NA	NA		NA

Source: PEI Grains Elevators Corporation

Atlantic Soy Crop (\$ per tonne)

	Price (09-Jul-20)	Price (02-Jul-20)		Change (\$ per tonne)
PEI Average Board Price	397.74	395.14	↑	2.6

Source: Sevita International

Note: Premiums above base price \$40.00-\$91.00/MT depend upon variety and grade

Potatoes (\$ per bag - Avg FOB price)

Bag	Price (08-Jul-20)	Price (01-Jul-20)		Change (\$ per bag)
50 lbs	10.51	11.56	↓	-1.05
10 lbs	2.44	2.29	↑	0.15

Source: PEI Potato Board

Weekly Agriculture Market Report



Eggs - Producer Price (\$ per dozen)

Dozen	Price (28-May-20)	Price (28-May-20)	Change (\$ per doze)
X-Large	2.24	2.24	→ 0
A-Large	2.24	2.24	→ 0
A-Medium	2.06	2.06	→ 0
A-Small	1.63	1.63	→ 0

Source: Egg Farmers of PEI

Feeders (cents per lb)

Steers (lbs)	Average Price (25-Jun-20)	Average Price (25-Jun-20)	Change (cent per lb)
<400	NA	NA	NA
400-500	NA	NA	NA
500-600	NA	NA	NA
600-700	NA	NA	NA
700-800	NA	NA	NA
800-900	NA	NA	NA
900+	NA	NA	NA

Source: Atlantic Stockyard Limited

Heifers (cents per lb)

Heifers (lbs)	Average Price (25-Jun-20)	Average Price (25-Jun-20)	Change (cent per lb)
<400	NA	NA	NA
400-500	NA	NA	NA
500-600	NA	NA	NA
600-700	NA	NA	NA
700-800	NA	NA	NA
800-900	NA	NA	NA
900+	NA	NA	NA

Source: Atlantic Stockyard Limited

Weekly Agriculture Market Report



Bob Calves (\$ per head)

Calf	Average Price (25-Jun-20)	Average Price (25-Jun-20)	Change (\$ per head)
Good	130	130	→ 0
Average	37	37	→ 0

Source: Atlantic Stockyard Limited

Lambs (cents per lb)

Lambs (lbs)	Average Price (25-Jun-20)	Average Price (25-Jun-20)	Change (cent per lb)
<50	260	260	→ 0
50-64	257	257	→ 0
65-79	268	268	→ 0
80-94	251	251	→ 0
95-109	NA	NA	NA
>109	NA	NA	NA

Source: Atlantic Stockyard Limited

Weekly Agriculture Market Report



Hogs

	Price (10-Jul-20)	Price (03-Jul-20)		Change
Hog (\$ per 100 kg)	113.28	113.13	↑	0.15
Weaner (\$ 30lb)	30.75	32.75	↓	-2
Weaner (\$ per lb over)	0.41	0.44	↓	-0.03

Source: PEI Hog Board

Beef (\$ per lb)

	Price (13-Jul-20)	Price (06-Jul-20)		Change (\$ per lb)
AA & AAA	2.33	2.13	↑	0.2

Source: Atlantic Beef Product Inc.

Lamb Dressed Weight (\$ per kg)

	Price (06-Jul-20)	Price (29-Jun-20)		Change (\$ per kg)
New lamb	11.60	11.70	↓	-0.1
Mutton	5.00	5.00	→	0

Source: Northumberland Lamb

Weekly Agriculture Market Report






Volume 1 | Issue 8
July 16, 2020

The Weekly Agriculture Market Report provides a summary of agricultural commodity prices. The report is usually published every Friday with updated prices (when available). The report allows monitoring of the weekly changes in agricultural commodity prices. The prices are obtained weekly from several sources.

Notes:

- All figures in Canadian dollars.
- Dates of reporting vary. Weekly reports updated with most recent available prices.
- The Department of Agriculture and Land does not assume any responsibility for errors, omissions or otherwise. The information in this report is for general purposes only. You should not rely on this information for making any business, legal or any other decision.
- FOB means Free on Board

Legend:

	Price increase
	No change
	Price decrease
NA	Not available, or data cannot be used for comparison purposes

Weekly Agriculture Market Report



Grains (\$ per tonne)

	Price (10-July-20)	Price (29-June-20)		Change (\$ per tonne)
Barley	270	270	→	0
Oats#2	260	260	→	0
Barley Extruded	out of stock	out of stock		NA
Mixed Grain (FOB)	NA	NA		NA
Wheat	300	300	→	0
Corn	315	310	↑	5
Soybean Meal 48%	565	560	↑	5
Soybean Extruded	530	530	→	0
Soybean Roasted	540	540	→	0
Soybean Raw	NA	NA		NA

Source: PEI Grains Elevators Corporation

Atlantic Soy Crop (\$ per tonne)

	Price (16-Jul-20)	Price (09-Jul-20)		Change (\$ per tonne)
PEI Average Board Price	393.4	397.74	↓	-4.34

Source: Sevita International

Note: Premiums above base price \$40.00-\$91.00/MT depend upon variety and grade

Potatoes (\$ per bag - Avg FOB price)

Bag	Price (15-Jul-20)	Price (08-Jul-20)		Change (\$ per bag)
50 lbs	10.61	10.51	↑	0.1
10 lbs	2.39	2.44	↓	-0.05

Source: PEI Potato Board

Weekly Agriculture Market Report



Eggs - Producer Price (\$ per dozen)

Dozen	Price (28-May-20)	Price (28-May-20)	Change (\$ per doze)
X-Large	2.24	2.24	→ 0
A-Large	2.24	2.24	→ 0
A-Medium	2.06	2.06	→ 0
A-Small	1.63	1.63	→ 0

Source: Egg Farmers of PEI

Feeders (cents per lb)

Steers (lbs)	Average Price (25-Jun-20)	Average Price (25-Jun-20)	Change (cent per lb)
<400	NA	NA	NA
400-500	NA	NA	NA
500-600	NA	NA	NA
600-700	NA	NA	NA
700-800	NA	NA	NA
800-900	NA	NA	NA
900+	NA	NA	NA

Source: Atlantic Stockyard Limited

Heifers (cents per lb)

Heifers (lbs)	Average Price (25-Jun-20)	Average Price (25-Jun-20)	Change (cent per lb)
<400	NA	NA	NA
400-500	NA	NA	NA
500-600	NA	NA	NA
600-700	NA	NA	NA
700-800	NA	NA	NA
800-900	NA	NA	NA
900+	NA	NA	NA

Source: Atlantic Stockyard Limited

Weekly Agriculture Market Report



Bob Calves (\$ per head)

Calf	Average Price (25-Jun-20)	Average Price (25-Jun-20)	Change (\$ per head)
Good	130	130	→ 0
Average	37	37	→ 0

Source: Atlantic Stockyard Limited

Lambs (cents per lb)

Lambs (lbs)	Average Price (25-Jun-20)	Average Price (25-Jun-20)	Change (cent per lb)
<50	260	260	→ 0
50-64	257	257	→ 0
65-79	268	268	→ 0
80-94	251	251	→ 0
95-109	NA	NA	NA
>109	NA	NA	NA

Source: Atlantic Stockyard Limited

Weekly Agriculture Market Report



Hogs

	Price (17-Jul-20)	Price (10-Jul-20)		Change
Hog (\$ per 100 kg)	113.81	113.28	↑	0.53
Weaner (\$ 30lb)	29.75	30.75	↓	-1
Weaner (\$ per lb over)	0.40	0.41	↓	-0.01

Source: PEI Hog Board

Beef (\$ per lb)

	Price (20-Jul-20)	Price (13-Jul-20)		Change (\$ per lb)
AA & AAA	2.38	2.33	↑	0.05

Source: Atlantic Beef Product Inc.

Lamb Dressed Weight (\$ per kg)

	Price (13-Jul-20)	Price (06-Jul-20)		Change (\$ per kg)
New lamb	11.50	11.60	↓	-0.1
Mutton	5.00	5.00	→	0

Source: Northumberland Lamb

Weekly Agriculture Market Report






Volume 1 | Issue 9
July 23, 2020

The Weekly Agriculture Market Report provides a summary of agricultural commodity prices. The report is usually published every Friday with updated prices (when available). The report allows monitoring of the weekly changes in agricultural commodity prices. The prices are obtained weekly from several sources.

Notes:

- All figures in Canadian dollars.
- Dates of reporting vary. Weekly reports updated with most recent available prices.
- The Department of Agriculture and Land does not assume any responsibility for errors, omissions or otherwise. The information in this report is for general purposes only. You should not rely on this information for making any business, legal or any other decision.
- FOB means Free on Board

Legend:

	Price increase
	No change
	Price decrease
NA	Not available, or data cannot be used for comparison purposes

Weekly Agriculture Market Report



Grains (\$ per tonne)

	Price (27-July-20)	Price (10-July-20)		Change (\$ per tonne)
Barley	260	270	↓	-10
Oats#2	260	260	→	0
Barley Extruded	out of stock	out of stock		NA
Mixed Grain (FOB)	NA	NA		NA
Wheat	300	300	→	0
Corn	310	315	↓	-5
Soybean Meal 48%	560	565	↓	-5
Soybean Extruded	530	530	→	0
Soybean Roasted	540	540	→	0
Soybean Raw	NA	NA		NA

Source: PEI Grains Elevators Corporation

Atlantic Soy Crop (\$ per tonne)

	Price (23-Jul-20)	Price (16-Jul-20)		Change (\$ per tonne)
PEI Average Board Price	395.08	393.4	↑	1.68

Source: Sevita International

Note: Premiums above base price \$40.00-\$91.00/MT depend upon variety and grade

Potatoes (\$ per bag - Avg FOB price)

Bag	Price (22-Jul-20)	Price (15-Jul-20)		Change (\$ per bag)
50 lbs	NA	10.61		NA
10 lbs	2.28	2.39	↓	-0.11

Source: PEI Potato Board

Weekly Agriculture Market Report



Eggs - Producer Price (\$ per dozen)

Dozen	Price (28-May-20)	Price (28-May-20)	Change (\$ per doze)
X-Large	2.24	2.24	→ 0
A-Large	2.24	2.24	→ 0
A-Medium	2.06	2.06	→ 0
A-Small	1.63	1.63	→ 0

Source: Egg Farmers of PEI

Feeders (cents per lb)

Steers (lbs)	Average Price (16-Jul-20)	Average Price (25-Jun-20)	Change (cent per lb)
<400	NA	NA	NA
400-500	203	NA	NA
500-600	221	NA	NA
600-700	162	NA	NA
700-800	191	NA	NA
800-900	NA	NA	NA
900+	NA	NA	NA

Source: Atlantic Stockyard Limited

Heifers (cents per lb)

Heifers (lbs)	Average Price (16-Jul-20)	Average Price (25-Jun-20)	Change (cent per lb)
<400	158	NA	NA
400-500	106	NA	NA
500-600	133	NA	NA
600-700	185	NA	NA
700-800	156	NA	NA
800-900	NA	NA	NA
900+	NA	NA	NA

Source: Atlantic Stockyard Limited

Weekly Agriculture Market Report



Bob Calves (\$ per head)

Calf	Average Price (16-Jul-20)	Average Price (25-Jun-20)		Change (\$ per head)
Good	154	130	↑	24
Average	37	37	→	0

Source: Atlantic Stockyard Limited

Lambs (cents per lb)

Lambs (lbs)	Average Price (16-Jul-20)	Average Price (25-Jun-20)		Change (cent per lb)
<50	245	260	↓	-15
50-64	257	257	→	0
65-79	264	268	↓	-4
80-94	282	251	↑	31
95-109	298	NA		NA
>109	NA	NA		NA

Source: Atlantic Stockyard Limited

Weekly Agriculture Market Report



Hogs

	Price (24-Jul-20)	Price (17-Jul-20)		Change
Hog (\$ per 100 kg)	117.59	113.81	↑	3.78
Weaner (\$ 30lb)	29.50	29.75	↓	-0.25
Weaner (\$ per lb over)	0.40	0.40	→	0

Source: PEI Hog Board

Beef (\$ per lb)

	Price (27-Jul-20)	Price (20-Jul-20)		Change (\$ per lb)
AA & AAA	2.33	2.38	↓	-0.05

Source: Atlantic Beef Product Inc.

Lamb Dressed Weight (\$ per kg)

	Price (20-Jul-20)	Price (13-Jul-20)		Change (\$ per kg)
New lamb	11.40	11.50	↓	-0.1
Mutton	5.00	5.00	→	0

Source: Northumberland Lamb

Weekly Agriculture Market Report






Volume 1 | Issue 10
July 30, 2020

The Weekly Agriculture Market Report provides a summary of agricultural commodity prices. The report is usually published every Friday with updated prices (when available). The report allows monitoring of the weekly changes in agricultural commodity prices. The prices are obtained weekly from several sources.

Notes:

- All figures in Canadian dollars.
- Dates of reporting vary. Weekly reports updated with most recent available prices.
- The Department of Agriculture and Land does not assume any responsibility for errors, omissions or otherwise. The information in this report is for general purposes only. You should not rely on this information for making any business, legal or any other decision.
- FOB means Free on Board

Legend:

	Price increase
	No change
	Price decrease
NA	Not available, or data cannot be used for comparison purposes

Weekly Agriculture Market Report



Grains (\$ per tonne)

	Price (27-July-20)	Price (27-July-20)		Change (\$ per tonne)
Barley	260	260	→	0
Oats#2	260	260	→	0
Barley Extruded	out of stock	out of stock		NA
Mixed Grain (FOB)	NA	NA		NA
Wheat	300	300	→	0
Corn	310	310	→	0
Soybean Meal 48%	560	560	→	0
Soybean Extruded	530	530	→	0
Soybean Roasted	540	540	→	0
Soybean Raw	NA	NA		NA

Source: PEI Grains Elevators Corporation

Atlantic Soy Crop (\$ per tonne)

	Price (30-Jul-20)	Price (23-Jul-20)		Change (\$ per tonne)
PEI Average Board Price	386	395.08	↓	-9.08

Source: Sevita International

Note: Premiums above base price \$40.00-\$91.00/MT depend upon variety and grade

Potatoes (\$ per bag - Avg FOB price)

Bag	Price (29-Jul-20)	Price (22-Jul-20)		Change (\$ per bag)
50 lbs	12.61	NA		NA
10 lbs	2.55	2.28	↑	0.27

Source: PEI Potato Board

Weekly Agriculture Market Report



Eggs - Producer Price (\$ per dozen)

Dozen	Price (28-May-20)	Price (28-May-20)		Change (\$ per doze)
X-Large	2.24	2.24	→	0
A-Large	2.24	2.24	→	0
A-Medium	2.06	2.06	→	0
A-Small	1.63	1.63	→	0

Source: Egg Farmers of PEI

Feeders (cents per lb)

Steers (lbs)	Average Price (23-Jul-20)	Average Price (16-Jul-20)	Change (cent per lb)
<400	NA	NA	NA
400-500	NA	203	NA
500-600	NA	221	NA
600-700	NA	162	NA
700-800	NA	191	NA
800-900	NA	NA	NA
900+	NA	NA	NA

Source: Atlantic Stockyard Limited

Heifers (cents per lb)

Heifers (lbs)	Average Price (23-Jul-20)	Average Price (16-Jul-20)	Change (cent per lb)
<400	NA	158	NA
400-500	NA	106	NA
500-600	NA	133	NA
600-700	NA	185	NA
700-800	NA	156	NA
800-900	NA	NA	NA
900+	NA	NA	NA

Source: Atlantic Stockyard Limited

Weekly Agriculture Market Report



Bob Calves (\$ per head)

Calf	Average Price (23-Jul-20)	Average Price (16-Jul-20)		Change (\$ per head)
Good	164	154	↑	10
Average	25	37	↓	-12

Source: Atlantic Stockyard Limited

Lambs (cents per lb)

Lambs (lbs)	Average Price (23-Jul-20)	Average Price (16-Jul-20)		Change (cent per lb)
<50	NA	245		NA
50-64	238	257	↓	-19
65-79	232	264	↓	-32
80-94	239	282	↓	-43
95-109	242	298	↓	-56
>109	242	NA		NA

Source: Atlantic Stockyard Limited

Weekly Agriculture Market Report



Hogs

	Price (31-Jul-20)	Price (24-Jul-20)		Change
Hog (\$ per 100 kg)	122.69	117.59	↑	5.1
Weaner (\$ 30lb)	30.25	29.50	↑	0.75
Weaner (\$ per lb over)	0.41	0.40	↑	0.01

Source: PEI Hog Board

Beef (\$ per lb)

	Price (03-Aug-20)	Price (27-Jul-20)		Change (\$ per lb)
AA & AAA	2.33	2.33	→	0

Source: Atlantic Beef Product Inc.

Lamb Dressed Weight (\$ per kg)

	Price (27-Jul-20)	Price (20-Jul-20)		Change (\$ per kg)
New lamb	11.30	11.40	↓	-0.1
Mutton	5.00	5.00	→	0

Source: Northumberland Lamb

Weekly Agriculture Market Report






Volume 1 | Issue 11
August 6, 2020

The Weekly Agriculture Market Report provides a summary of agricultural commodity prices. The report is usually published every Friday with updated prices (when available). The report allows monitoring of the weekly changes in agricultural commodity prices. The prices are obtained weekly from several sources.

Notes:

- All figures in Canadian dollars.
- Dates of reporting vary. Weekly reports updated with most recent available prices.
- The Department of Agriculture and Land does not assume any responsibility for errors, omissions or otherwise. The information in this report is for general purposes only. You should not rely on this information for making any business, legal or any other decision.
- FOB means Free on Board

Legend:

	Price increase
	No change
	Price decrease
NA	Not available, or data cannot be used for comparison purposes

Weekly Agriculture Market Report



Grains (\$ per tonne)

	Price (27-July-20)	Price (27-July-20)		Change (\$ per tonne)
Barley	260	260	→	0
Oats#2	260	260	→	0
Barley Extruded	out of stock	out of stock		NA
Mixed Grain (FOB)	NA	NA		NA
Wheat	300	300	→	0
Corn	310	310	→	0
Soybean Meal 48%	560	560	→	0
Soybean Extruded	530	530	→	0
Soybean Roasted	540	540	→	0
Soybean Raw	NA	NA		NA

Source: PEI Grains Elevators Corporation

Atlantic Soy Crop (\$ per tonne)

	Price (06-Aug-20)	Price (30-Jul-20)		Change (\$ per tonne)
PEI Average Board Price	383.46	386	↓	-2.54

Source: Sevita International

Note: Premiums above base price \$40.00-\$91.00/MT depend upon variety and grade

Potatoes (\$ per bag - Avg FOB price)

Bag	Price (05-Aug-20)	Price (29-Jul-20)		Change (\$ per bag)
50 lbs	NA	12.61		NA
10 lbs	2.47	2.55	↓	-0.08

Source: PEI Potato Board

Weekly Agriculture Market Report



Eggs - Producer Price (\$ per dozen)

Dozen	Price (09-Aug-20)	Price (28-May-20)		Change (\$ per doze)
X-Large	2.21	2.24	↓	-0.03
A-Large	2.21	2.24	↓	-0.03
A-Medium	2.03	2.06	↓	-0.03
A-Small	1.6	1.63	↓	-0.03

Source: Egg Farmers of PEI

Feeders (cents per lb)

Steers (lbs)	Average Price (30-Jul-20)	Average Price (23-Jul-20)	Change (cent per lb)
<400	NA	NA	NA
400-500	NA	NA	NA
500-600	NA	NA	NA
600-700	NA	NA	NA
700-800	NA	NA	NA
800-900	NA	NA	NA
900+	NA	NA	NA

Source: Atlantic Stockyard Limited

Heifers (cents per lb)

Heifers (lbs)	Average Price (30-Jul-20)	Average Price (23-Jul-20)	Change (cent per lb)
<400	NA	NA	NA
400-500	NA	NA	NA
500-600	NA	NA	NA
600-700	NA	NA	NA
700-800	NA	NA	NA
800-900	NA	NA	NA
900+	NA	NA	NA

Source: Atlantic Stockyard Limited

Weekly Agriculture Market Report



Bob Calves (\$ per head)

Calf	Average Price (30-Jul-20)	Average Price (23-Jul-20)		Change (\$ per head)
Good	131	164	↓	-33
Average	19	25	↓	-6

Source: Atlantic Stockyard Limited

Lambs (cents per lb)

Lambs (lbs)	Average Price (30-Jul-20)	Average Price (23-Jul-20)		Change (cent per lb)
<50	NA	NA		NA
50-64	238	238	→	0
65-79	315	232	↑	83
80-94	315	239	↑	76
95-109	NA	242		NA
>109	NA	242		NA

Source: Atlantic Stockyard Limited

Weekly Agriculture Market Report



Hogs

	Price (07-Aug-20)	Price (31-Jul-20)		Change
Hog (\$ per 100 kg)	130.19	122.69	↑	7.5
Weaner (\$ 30lb)	31.25	30.25	↑	1
Weaner (\$ per lb over)	0.42	0.41	↑	0.01

Source: PEI Hog Board

Beef (\$ per lb)

	Price (10-Aug-20)	Price (03-Aug-20)		Change (\$ per lb)
AA & AAA	2.38	2.33	↑	0.05

Source: Atlantic Beef Product Inc.

Lamb Dressed Weight (\$ per kg)

	Price (05-Aug-20)	Price (27-Jul-20)		Change (\$ per kg)
New lamb	11.20	11.30	↓	-0.1
Mutton	5.00	5.00	→	0

Source: Northumberland Lamb

Weekly Agriculture Market Report






Volume 1 | Issue 12
August 13, 2020

The Weekly Agriculture Market Report provides a summary of agricultural commodity prices. The report is usually published every Friday with updated prices (when available). The report allows monitoring of the weekly changes in agricultural commodity prices. The prices are obtained weekly from several sources.

Notes:

- All figures in Canadian dollars.
- Dates of reporting vary. Weekly reports updated with most recent available prices.
- The Department of Agriculture and Land does not assume any responsibility for errors, omissions or otherwise. The information in this report is for general purposes only. You should not rely on this information for making any business, legal or any other decision.
- FOB means Free on Board

Legend:

-  Price increase
-  No change
-  Price decrease
- NA Not available, or data cannot be used for comparison purposes

Weekly Agriculture Market Report



Grains (\$ per tonne)

	Price (14-Aug-20)	Price (27-July-20)		Change (\$ per tonne)
Barley	240	260	↓	-20
Oats#2	260	260	→	0
Barley Extruded	out of stock	out of stock		NA
Mixed Grain (FOB)	NA	NA		NA
Wheat	270	300	↓	-30
Corn	305	310	↓	-5
Soybean Meal 48%	560	560	→	0
Soybean Extruded	525	530	↓	-5
Soybean Roasted	540	540	→	0
Soybean Raw	NA	NA		NA

Source: PEI Grains Elevators Corporation

Atlantic Soy Crop (\$ per tonne)

	Price (13-Aug-20)	Price (06-Aug-20)		Change (\$ per tonne)
PEI Average Board Price	386.18	383.46	↑	2.72

Source: Sevita International

Note: Premiums above base price \$40.00-\$91.00/MT depend upon variety and grade

Potatoes (\$ per bag - Avg FOB price)

Bag	Price (12-Aug-20)	Price (05-Aug-20)		Change (\$ per bag)
50 lbs	NA	NA		NA
10 lbs	2.5	2.47	↑	0.03

Source: PEI Potato Board

Weekly Agriculture Market Report



Eggs - Producer Price (\$ per dozen)

Dozen	Price (09-Aug-20)	Price (09-Aug-20)	Change (\$ per doze)
X-Large	2.21	2.21	→ 0
A-Large	2.21	2.21	→ 0
A-Medium	2.03	2.03	→ 0
A-Small	1.6	1.6	→ 0

Source: Egg Farmers of PEI

Feeders (cents per lb)

Steers (lbs)	Average Price (06-Aug-20)	Average Price (30-Jul-20)	Change (cent per lb)
<400	NA	NA	NA
400-500	NA	NA	NA
500-600	NA	NA	NA
600-700	NA	NA	NA
700-800	NA	NA	NA
800-900	NA	NA	NA
900+	NA	NA	NA

Source: Atlantic Stockyard Limited

Heifers (cents per lb)

Heifers (lbs)	Average Price (06-Aug-20)	Average Price (30-Jul-20)	Change (cent per lb)
<400	NA	NA	NA
400-500	NA	NA	NA
500-600	NA	NA	NA
600-700	NA	NA	NA
700-800	NA	NA	NA
800-900	NA	NA	NA
900+	NA	NA	NA

Source: Atlantic Stockyard Limited

Weekly Agriculture Market Report



Bob Calves (\$ per head)

Calf	Average Price (06-Aug-20)	Average Price (30-Jul-20)		Change (\$ per head)
Good	139	131	↑	8
Average	27	19	↑	8

Source: Atlantic Stockyard Limited

Lambs (cents per lb)

Lambs (lbs)	Average Price (06-Aug-20)	Average Price (30-Jul-20)		Change (cent per lb)
<50	NA	NA		NA
50-64	175	238	↓	-63
65-79	NA	315		NA
80-94	259	315	↓	-56
95-109	NA	NA		NA
>109	NA	NA		NA

Source: Atlantic Stockyard Limited

Weekly Agriculture Market Report



Hogs

	Price (14-Aug-20)	Price (07-Aug-20)		Change
Hog (\$ per 100 kg)	129.92	130.19	↓	-0.27
Weaner (\$ 30lb)	32.25	31.25	↑	1
Weaner (\$ per lb over)	0.44	0.42	↑	0.02

Source: PEI Hog Board

Beef (\$ per lb)

	Price (17-Aug-20)	Price (10-Aug-20)		Change (\$ per lb)
AA & AAA	2.38	2.38	→	0

Source: Atlantic Beef Product Inc.

Lamb Dressed Weight (\$ per kg)

	Price (12-Aug-20)	Price (05-Aug-20)		Change (\$ per kg)
New lamb	11.10	11.20	↓	-0.1
Mutton	5.00	5.00	→	0

Source: Northumberland Lamb

Weekly Agriculture Market Report






Volume 1 | Issue 13
August 20, 2020

The Weekly Agriculture Market Report provides a summary of agricultural commodity prices. The report is usually published every Friday with updated prices (when available). The report allows monitoring of the weekly changes in agricultural commodity prices. The prices are obtained weekly from several sources.

Notes:

- All figures in Canadian dollars.
- Dates of reporting vary. Weekly reports updated with most recent available prices.
- The Department of Agriculture and Land does not assume any responsibility for errors, omissions or otherwise. The information in this report is for general purposes only. You should not rely on this information for making any business, legal or any other decision.
- FOB means Free on Board

Legend:

-  Price increase
-  No change
-  Price decrease
- NA Not available, or data cannot be used for comparison purposes

Weekly Agriculture Market Report



Grains (\$ per tonne)

	Price (20-Aug-20)	Price (14-Aug-20)		Change (\$ per tonne)
Barley	245	240	↑	5
Oats#2	260	260	→	0
Barley Extruded	out of stock	out of stock		NA
Mixed Grain (FOB)	NA	NA		NA
Wheat	270	270	→	0
Corn	295	305	↓	-10
Soybean Meal 48%	565	560	↑	5
Soybean Extruded	530	525	↑	5
Soybean Roasted	540	540	→	0
Soybean Raw	NA	NA		NA

Source: PEI Grains Elevators Corporation

Atlantic Soy Crop (\$ per tonne)

	Price (20-Aug-20)	Price (13-Aug-20)		Change (\$ per tonne)
PEI Average Board Price	392.55	386.18	↑	6.37

Source: Sevita International

Note: Premiums above base price \$40.00-\$91.00/MT depend upon variety and grade

Potatoes (\$ per bag - Avg FOB price)

Bag	Price (19-Aug-20)	Price (12-Aug-20)		Change (\$ per bag)
50 lbs	NA	NA		NA
10 lbs	NA	2.5		NA

Source: PEI Potato Board

Weekly Agriculture Market Report



Eggs - Producer Price (\$ per dozen)

Dozen	Price (09-Aug-20)	Price (09-Aug-20)	Change (\$ per doze)
X-Large	2.21	2.21	→ 0
A-Large	2.21	2.21	→ 0
A-Medium	2.03	2.03	→ 0
A-Small	1.6	1.6	→ 0

Source: Egg Farmers of PEI

Feeders (cents per lb)

Steers (lbs)	Average Price (13-Aug-20)	Average Price (06-Aug-20)	Change (cent per lb)
<400	NA	NA	NA
400-500	170	NA	NA
500-600	190	NA	NA
600-700	189	NA	NA
700-800	166	NA	NA
800-900	NA	NA	NA
900+	NA	NA	NA

Source: Atlantic Stockyard Limited

Heifers (cents per lb)

Heifers (lbs)	Average Price (13-Aug-20)	Average Price (06-Aug-20)	Change (cent per lb)
<400	136	NA	NA
400-500	163	NA	NA
500-600	147	NA	NA
600-700	155	NA	NA
700-800	138	NA	NA
800-900	139	NA	NA
900+	105	NA	NA

Source: Atlantic Stockyard Limited

Weekly Agriculture Market Report



Bob Calves (\$ per head)

Calf	Average Price (13-Aug-20)	Average Price (06-Aug-20)		Change (\$ per head)
Good	157	139	↑	18
Average	13	27	↓	-14

Source: Atlantic Stockyard Limited

Lambs (cents per lb)

Lambs (lbs)	Average Price (13-Aug-20)	Average Price (06-Aug-20)		Change (cent per lb)
<50	172	NA		NA
50-64	235	175	↑	60
65-79	232	NA		NA
80-94	229	259	↓	-30
95-109	235	NA		NA
>109	NA	NA		NA

Source: Atlantic Stockyard Limited

Weekly Agriculture Market Report



Hogs

	Price (21-Aug-20)	Price (14-Aug-20)		Change
Hog (\$ per 100 kg)	131.84	129.92	↑	1.92
Weaner (\$ 30lb)	33.25	32.25	↑	1
Weaner (\$ per lb over)	0.45	0.44	↑	0.01

Source: PEI Hog Board

Beef (\$ per lb)

	Price (17-Aug-20)	Price (17-Aug-20)		Change (\$ per lb)
AA & AAA	2.38	2.38	→	0

Source: Atlantic Beef Product Inc.

Lamb Dressed Weight (\$ per kg)

	Price (17-Aug-20)	Price (12-Aug-20)		Change (\$ per kg)
New lamb	11.00	11.10	↓	-0.1
Mutton	5.00	5.00	→	0

Source: Northumberland Lamb

Weekly Agriculture Market Report






Volume 1 | Issue 14
August 27, 2020

The Weekly Agriculture Market Report provides a summary of agricultural commodity prices. The report is usually published every Friday with updated prices (when available). The report allows monitoring of the weekly changes in agricultural commodity prices. The prices are obtained weekly from several sources.

Notes:

- All figures in Canadian dollars.
- Dates of reporting vary. Weekly reports updated with most recent available prices.
- The Department of Agriculture and Land does not assume any responsibility for errors, omissions or otherwise. The information in this report is for general purposes only. You should not rely on this information for making any business, legal or any other decision.
- FOB means Free on Board

Legend:

-  Price increase
-  No change
-  Price decrease
- NA Not available, or data cannot be used for comparison purposes

Weekly Agriculture Market Report



Grains (\$ per tonne)

	Price (27-Aug-20)	Price (20-Aug-20)		Change (\$ per tonne)
Barley	245	245	→	0
Oats#2	250	260	↓	-10
Barley Extruded	out of stock	out of stock		NA
Mixed Grain (FOB)	NA	NA		NA
Wheat	275	270	↑	5
Corn	295	295	→	0
Soybean Meal 48%	565	565	→	0
Soybean Extruded	530	530	→	0
Soybean Roasted	540	540	→	0
Soybean Raw	NA	NA		NA

Source: PEI Grains Elevators Corporation

Atlantic Soy Crop (\$ per tonne)

	Price (27-Aug-20)	Price (20-Aug-20)		Change (\$ per tonne)
PEI Average Board Price	407.5	392.55	↑	14.95

Source: Sevita International

Note: Premiums above base price \$40.00-\$91.00/MT depend upon variety and grade

Potatoes (\$ per bag - Avg FOB price)

Bag	Price (26-Aug-20)	Price (19-Aug-20)	Change (\$ per bag)
50 lbs	NA	NA	NA
10 lbs	NA	NA	NA

Source: PEI Potato Board

Weekly Agriculture Market Report



Eggs - Producer Price (\$ per dozen)

Dozen	Price (09-Aug-20)	Price (09-Aug-20)		Change (\$ per doze)
X-Large	2.21	2.21	→	0
A-Large	2.21	2.21	→	0
A-Medium	2.03	2.03	→	0
A-Small	1.6	1.6	→	0

Source: Egg Farmers of PEI

Feeders (cents per lb)

Steers (lbs)	Average Price (20-Aug-20)	Average Price (13-Aug-20)		Change (cent per lb)
<400	NA	NA		NA
400-500	NA	170		NA
500-600	NA	190		NA
600-700	NA	189		NA
700-800	NA	166		NA
800-900	NA	NA		NA
900+	NA	NA		NA

Source: Atlantic Stockyard Limited

Heifers (cents per lb)

Heifers (lbs)	Average Price (20-Aug-20)	Average Price (13-Aug-20)		Change (cent per lb)
<400	155	136	↑	19
400-500	NA	163		NA
500-600	NA	147		NA
600-700	NA	155		NA
700-800	NA	138		NA
800-900	NA	139		NA
900+	NA	105		NA

Source: Atlantic Stockyard Limited

Weekly Agriculture Market Report



Bob Calves (\$ per head)

Calf	Average Price (20-Aug-20)	Average Price (13-Aug-20)		Change (\$ per head)
Good	99	157	↓	-58
Average	10	13	↓	-3

Source: Atlantic Stockyard Limited

Lambs (cents per lb)

Lambs (lbs)	Average Price (20-Aug-20)	Average Price (13-Aug-20)		Change (cent per lb)
<50	240	172	↑	68
50-64	265	235	↑	30
65-79	256	232	↑	24
80-94	242	229	↑	13
95-109	NA	235		NA
>109	278	NA		NA

Source: Atlantic Stockyard Limited

Weekly Agriculture Market Report



Hogs

	Price (28-Aug-20)	Price (21-Aug-20)		Change
Hog (\$ per 100 kg)	134.53	131.84	↑	2.69
Weaner (\$ 30lb)	34.00	33.25	↑	0.75
Weaner (\$ per lb over)	0.46	0.45	↑	0.01

Source: PEI Hog Board

Beef (\$ per lb)

	Price (24-Aug-20)	Price (17-Aug-20)		Change (\$ per lb)
AA & AAA	2.38	2.38	→	0

Source: Atlantic Beef Product Inc.

Lamb Dressed Weight (\$ per kg)

	Price (24-Aug-20)	Price (17-Aug-20)		Change (\$ per kg)
New lamb	10.90	11.00	↓	-0.1
Mutton	5.00	5.00	→	0

Source: Northumberland Lamb

Weekly Agriculture Market Report






Volume 1 | Issue 15
September 3, 2020

The Weekly Agriculture Market Report provides a summary of agricultural commodity prices. The report is usually published every Friday with updated prices (when available). The report allows monitoring of the weekly changes in agricultural commodity prices. The prices are obtained weekly from several sources.

Notes:

- All figures in Canadian dollars.
- Dates of reporting vary. Weekly reports updated with most recent available prices.
- The Department of Agriculture and Land does not assume any responsibility for errors, omissions or otherwise. The information in this report is for general purposes only. You should not rely on this information for making any business, legal or any other decision.
- FOB means Free on Board

Legend:

-  Price increase
-  No change
-  Price decrease
- NA Not available, or data cannot be used for comparison purposes

Weekly Agriculture Market Report



Grains (\$ per tonne)

	Price (27-Aug-20)	Price (27-Aug-20)	Change (\$ per tonne)
Barley	245	245	→ 0
Oats#2	250	250	→ 0
Barley Extruded	out of stock	out of stock	NA
Mixed Grain (FOB)	NA	NA	NA
Wheat	275	275	→ 0
Corn	295	295	→ 0
Soybean Meal 48%	565	565	→ 0
Soybean Extruded	530	530	→ 0
Soybean Roasted	540	540	→ 0
Soybean Raw	NA	NA	NA

Source: PEI Grains Elevators Corporation

Atlantic Soy Crop (\$ per tonne)

	Price (03-Sep-20)	Price (27-Aug-20)	Change (\$ per tonne)
PEI Average Board Price	409.01	407.5	↑ 1.51

Source: Sevita International

Note: Premiums above base price \$40.00-\$91.00/MT depend upon variety and grade

Potatoes (\$ per bag - Avg FOB price)

Bag	Price (02-Sep-20)	Price (26-Aug-20)	Change (\$ per bag)
50 lbs	NA	NA	NA
10 lbs	NA	NA	NA

Source: PEI Potato Board

Weekly Agriculture Market Report



Eggs - Producer Price (\$ per dozen)

Dozen	Price (06-Sep-20)	Price (09-Aug-20)		Change (\$ per doze)
X-Large	2.22	2.21	↑	0.01
A-Large	2.22	2.21	↑	0.01
A-Medium	2.04	2.03	↑	0.01
A-Small	1.61	1.6	↑	0.01

Source: Egg Farmers of PEI

Feeders (cents per lb)

Steers (lbs)	Average Price (27-Aug-20)	Average Price (20-Aug-20)	Change (cent per lb)
<400	NA	NA	NA
400-500	NA	NA	NA
500-600	NA	NA	NA
600-700	NA	NA	NA
700-800	NA	NA	NA
800-900	NA	NA	NA
900+	NA	NA	NA

Source: Atlantic Stockyard Limited

Heifers (cents per lb)

Heifers (lbs)	Average Price (27-Aug-20)	Average Price (20-Aug-20)	Change (cent per lb)
<400	NA	155	NA
400-500	121	NA	NA
500-600	NA	NA	NA
600-700	97	NA	NA
700-800	NA	NA	NA
800-900	NA	NA	NA
900+	89	NA	NA

Source: Atlantic Stockyard Limited

Weekly Agriculture Market Report



Bob Calves (\$ per head)

Calf	Average Price (27-Aug-20)	Average Price (20-Aug-20)		Change (\$ per head)
Good	118	99	↑	19
Average	10	10	→	0

Source: Atlantic Stockyard Limited

Lambs (cents per lb)

Lambs (lbs)	Average Price (27-Aug-20)	Average Price (20-Aug-20)		Change (cent per lb)
<50	180	240	↓	-60
50-64	208	265	↓	-57
65-79	209	256	↓	-47
80-94	233	242	↓	-9
95-109	NA	NA		NA
>109	NA	278		NA

Source: Atlantic Stockyard Limited

Weekly Agriculture Market Report



Hogs

	Price (04-Sep-20)	Price (28-Aug-20)		Change
Hog (\$ per 100 kg)	138.27	134.53	↑	3.74
Weaner (\$ 30lb)	34.50	34.00	↑	0.5
Weaner (\$ per lb over)	0.47	0.46	↑	0.01

Source: PEI Hog Board

Beef (\$ per lb)

	Price (31-Aug-20)	Price (24-Aug-20)		Change (\$ per lb)
AA & AAA	2.38	2.38	→	0

Source: Atlantic Beef Product Inc.

Lamb Dressed Weight (\$ per kg)

	Price (31-Aug-20)	Price (24-Aug-20)		Change (\$ per kg)
New lamb	10.80	10.90	↓	-0.1
Mutton	5.00	5.00	→	0

Source: Northumberland Lamb

Weekly Agriculture Market Report






Volume 1 | Issue 16
September 10, 2020

The Weekly Agriculture Market Report provides a summary of agricultural commodity prices. The report is usually published every Friday with updated prices (when available). The report allows monitoring of the weekly changes in agricultural commodity prices. The prices are obtained weekly from several sources.

Notes:

- All figures in Canadian dollars.
- Dates of reporting vary. Weekly reports updated with most recent available prices.
- The Department of Agriculture and Land does not assume any responsibility for errors, omissions or otherwise. The information in this report is for general purposes only. You should not rely on this information for making any business, legal or any other decision.
- FOB means Free on Board

Legend:

-  Price increase
-  No change
-  Price decrease
- NA Not available, or data cannot be used for comparison purposes

Weekly Agriculture Market Report



Grains (\$ per tonne)

	Price (11-Sep-20)	Price (27-Aug-20)		Change (\$ per tonne)
Barley	250	245	↑	5
Oats#2	240	250	↓	-10
Barley Extruded	out of stock	out of stock		NA
Mixed Grain (FOB)	NA	NA		NA
Wheat	275	275	→	0
Corn	290	295	↓	-5
Soybean Meal 48%	565	565	→	0
Soybean Extruded	540	530	↑	10
Soybean Roasted	550	540	↑	10
Soybean Raw	NA	NA		NA

Source: PEI Grains Elevators Corporation

Atlantic Soy Crop (\$ per tonne)

	Price (10-Sep-20)	Price (03-Sep-20)		Change (\$ per tonne)
PEI Average Board Price	420	409.01	↑	10.99

Source: Sevita International

Note: Premiums above base price \$40.00-\$91.00/MT depend upon variety and grade

Potatoes (\$ per bag - Avg FOB price)

Bag	Price (10-Sep-20)	Price (02-Sep-20)	Change (\$ per bag)
50 lbs	NA	NA	NA
10 lbs	NA	NA	NA

Source: PEI Potato Board

Weekly Agriculture Market Report



Eggs - Producer Price (\$ per dozen)

Dozen	Price (06-Sep-20)	Price (06-Sep-20)		Change (\$ per doze)
X-Large	2.22	2.22	→	0
A-Large	2.22	2.22	→	0
A-Medium	2.04	2.04	→	0
A-Small	1.61	1.61	→	0

Source: Egg Farmers of PEI

Feeders (cents per lb)

Steers (lbs)	Average Price (03-Sep-20)	Average Price (27-Aug-20)		Change (cent per lb)
<400	NA	NA		NA
400-500	NA	NA		NA
500-600	NA	NA		NA
600-700	141	NA		NA
700-800	NA	NA		NA
800-900	NA	NA		NA
900+	NA	NA		NA

Source: Atlantic Stockyard Limited

Heifers (cents per lb)

Heifers (lbs)	Average Price (03-Sep-20)	Average Price (27-Aug-20)		Change (cent per lb)
<400	NA	NA		NA
400-500	119	121	↓	-2
500-600	NA	NA		NA
600-700	125	97	↑	28
700-800	NA	NA		NA
800-900	NA	NA		NA
900+	74	89	↓	-15

Source: Atlantic Stockyard Limited

Weekly Agriculture Market Report



Bob Calves (\$ per head)

Calf	Average Price (03-Sep-20)	Average Price (27-Aug-20)		Change (\$ per head)
Good	107	118	↓	-11
Average	12	10	↑	2

Source: Atlantic Stockyard Limited

Lambs (cents per lb)

Lambs (lbs)	Average Price (03-Sep-20)	Average Price (27-Aug-20)		Change (cent per lb)
<50	NA	180		NA
50-64	NA	208		NA
65-79	255	209	↑	46
80-94	NA	233		NA
95-109	249	NA		NA
>109	NA	NA		NA

Source: Atlantic Stockyard Limited

Weekly Agriculture Market Report



Hogs

	Price (11-Sep-20)	Price (04-Sep-20)		Change
Hog (\$ per 100 kg)	139.66	138.27	↑	1.39
Weaner (\$ 30lb)	35.25	34.50	↑	0.75
Weaner (\$ per lb over)	0.48	0.47	↑	0.01

Source: PEI Hog Board

Beef (\$ per lb)

	Price (07-Sep-20)	Price (31-Aug-20)		Change (\$ per lb)
AA & AAA	2.34	2.38	↓	-0.04

Source: Atlantic Beef Product Inc.

Lamb Dressed Weight (\$ per kg)

	Price (07-Sep-20)	Price (31-Aug-20)		Change (\$ per kg)
New lamb	10.70	10.80	↓	-0.1
Mutton	5.00	5.00	→	0

Source: Northumberland Lamb

Weekly Agriculture Market Report






Volume 1 | Issue 17
September 17, 2020

The Weekly Agriculture Market Report provides a summary of agricultural commodity prices. The report is usually published every Friday with updated prices (when available). The report allows monitoring of the weekly changes in agricultural commodity prices. The prices are obtained weekly from several sources.

Notes:

- All figures in Canadian dollars.
- Dates of reporting vary. Weekly reports updated with most recent available prices.
- The Department of Agriculture and Land does not assume any responsibility for errors, omissions or otherwise. The information in this report is for general purposes only. You should not rely on this information for making any business, legal or any other decision.
- FOB means Free on Board

Legend:

	Price increase
	No change
	Price decrease
NA	Not available, or data cannot be used for comparison purposes

Weekly Agriculture Market Report



Grains (\$ per tonne)

	Price (17-Sep-20)	Price (11-Sep-20)		Change (\$ per tonne)
Barley	260	250	↑	10
Oats#2	240	240	→	0
Barley Extruded	out of stock	out of stock		NA
Mixed Grain (FOB)	NA	NA		NA
Wheat	280	275	↑	5
Corn	310	290	↑	20
Soybean Meal 48%	580	565	↑	15
Soybean Extruded	560	540	↑	20
Soybean Roasted	570	550	↑	20
Soybean Raw	NA	NA		NA

Source: PEI Grains Elevators Corporation

Atlantic Soy Crop (\$ per tonne)

	Price (17-Sep-20)	Price (10-Sep-20)		Change (\$ per tonne)
PEI Average Board Price	436.1	420	↑	16.1

Source: Sevita International

Note: Premiums above base price \$40.00-\$91.00/MT depend upon variety and grade

Potatoes (\$ per bag - Avg FOB price)

Bag	Price (17-Sep-20)	Price (10-Sep-20)		Change (\$ per bag)
50 lbs	NA	NA		NA
10 lbs	NA	NA		NA

Source: PEI Potato Board

Weekly Agriculture Market Report



Eggs - Producer Price (\$ per dozen)

Dozen	Price (06-Sep-20)	Price (06-Sep-20)		Change (\$ per doze)
X-Large	2.22	2.22	→	0
A-Large	2.22	2.22	→	0
A-Medium	2.04	2.04	→	0
A-Small	1.61	1.61	→	0

Source: Egg Farmers of PEI

Feeders (cents per lb)

Steers (lbs)	Average Price (10-Sep-20)	Average Price (03-Sep-20)		Change (cent per lb)
<400	NA	NA		NA
400-500	NA	NA		NA
500-600	147	NA		NA
600-700	NA	141		NA
700-800	NA	NA		NA
800-900	NA	NA		NA
900+	NA	NA		NA

Source: Atlantic Stockyard Limited

Heifers (cents per lb)

Heifers (lbs)	Average Price (10-Sep-20)	Average Price (03-Sep-20)		Change (cent per lb)
<400	128	NA		NA
400-500	127	119	↑	8
500-600	NA	NA		NA
600-700	NA	125		NA
700-800	NA	NA		NA
800-900	NA	NA		NA
900+	NA	74		NA

Source: Atlantic Stockyard Limited

Weekly Agriculture Market Report



Bob Calves (\$ per head)

Calf	Average Price (10-Sep-20)	Average Price (03-Sep-20)		Change (\$ per head)
Good	132	107	↑	25
Average	11	12	↓	-1

Source: Atlantic Stockyard Limited

Lambs (cents per lb)

Lambs (lbs)	Average Price (10-Sep-20)	Average Price (03-Sep-20)		Change (cent per lb)
<50	199	NA		NA
50-64	240	NA		NA
65-79	245	255	↓	-10
80-94	247	NA		NA
95-109	NA	249		NA
>109	NA	NA		NA

Source: Atlantic Stockyard Limited

Weekly Agriculture Market Report



Hogs

	Price (18-Sep-20)	Price (11-Sep-20)		Change
Hog (\$ per 100 kg)	150.60	139.66	↑	10.94
Weaner (\$ 30lb)	36.25	35.25	↑	1
Weaner (\$ per lb over)	0.49	0.48	↑	0.01

Source: PEI Hog Board

Beef (\$ per lb)

	Price (14-Sep-20)	Price (07-Sep-20)		Change (\$ per lb)
AA & AAA	2.28	2.34	↓	-0.06

Source: Atlantic Beef Product Inc.

Lamb Dressed Weight (\$ per kg)

	Price (14-Sep-20)	Price (07-Sep-20)		Change (\$ per kg)
New lamb	10.60	10.70	↓	-0.1
Mutton	5.00	5.00	→	0

Source: Northumberland Lamb

Weekly Agriculture Market Report






Volume 1 | Issue 18
September 24, 2020

The Weekly Agriculture Market Report provides a summary of agricultural commodity prices. The report is usually published every Friday with updated prices (when available). The report allows monitoring of the weekly changes in agricultural commodity prices. The prices are obtained weekly from several sources.

Notes:

- All figures in Canadian dollars.
- Dates of reporting vary. Weekly reports updated with most recent available prices.
- The Department of Agriculture and Land does not assume any responsibility for errors, omissions or otherwise. The information in this report is for general purposes only. You should not rely on this information for making any business, legal or any other decision.
- FOB means Free on Board

Legend:

	Price increase
	No change
	Price decrease
NA	Not available, or data cannot be used for comparison purposes

Weekly Agriculture Market Report



Grains (\$ per tonne)

	Price (24-Sep-20)	Price (17-Sep-20)		Change (\$ per tonne)
Barley	260	260	→	0
Oats#2	240	240	→	0
Barley Extruded	out of stock	out of stock		NA
Mixed Grain (FOB)	NA	NA		NA
Wheat	285	280	↑	5
Corn	315	310	↑	5
Soybean Meal 48%	660	580	↑	80
Soybean Extruded	580	560	↑	20
Soybean Roasted	590	570	↑	20
Soybean Raw	NA	NA		NA

Source: PEI Grains Elevators Corporation

Atlantic Soy Crop (\$ per tonne)

	Price (24-Sep-20)	Price (17-Sep-20)		Change (\$ per tonne)
PEI Average Board Price	437.87	436.1	↑	1.77

Source: Sevita International

Note: Premiums above base price \$40.00-\$91.00/MT depend upon variety and grade

Potatoes (\$ per bag - Avg FOB price)

Bag	Price (23-Sep-20)	Price (17-Sep-20)		Change (\$ per bag)
50 lbs	NA	NA		NA
10 lbs	2.99	NA		NA

Source: PEI Potato Board

Weekly Agriculture Market Report



Eggs - Producer Price (\$ per dozen)

Dozen	Price (06-Sep-20)	Price (06-Sep-20)		Change (\$ per doze)
X-Large	2.22	2.22	→	0
A-Large	2.22	2.22	→	0
A-Medium	2.04	2.04	→	0
A-Small	1.61	1.61	→	0

Source: Egg Farmers of PEI

Feeders (cents per lb)

Steers (lbs)	Average Price (17-Sep-20)	Average Price (10-Sep-20)		Change (cent per lb)
<400	178	NA		NA
400-500	188	NA		NA
500-600	183	147	↑	36
600-700	NA	NA		NA
700-800	NA	NA		NA
800-900	NA	NA		NA
900+	NA	NA		NA

Source: Atlantic Stockyard Limited

Heifers (cents per lb)

Heifers (lbs)	Average Price (17-Sep-20)	Average Price (10-Sep-20)		Change (cent per lb)
<400	NA	128		NA
400-500	NA	127		NA
500-600	NA	NA		NA
600-700	NA	NA		NA
700-800	NA	NA		NA
800-900	NA	NA		NA
900+	NA	NA		NA

Source: Atlantic Stockyard Limited

Weekly Agriculture Market Report



Bob Calves (\$ per head)

Calf	Average Price (17-Sep-20)	Average Price (10-Sep-20)		Change (\$ per head)
Good	146	132	↑	14
Average	12	11	↑	1

Source: Atlantic Stockyard Limited

Lambs (cents per lb)

Lambs (lbs)	Average Price (17-Sep-20)	Average Price (10-Sep-20)		Change (cent per lb)
<50	224	199	↑	25
50-64	218	240	↓	-22
65-79	251	245	↑	6
80-94	248	247	↑	1
95-109	NA	NA		NA
>109	212	NA		NA

Source: Atlantic Stockyard Limited

Weekly Agriculture Market Report



Hogs

	Price (25-Sep-20)	Price (18-Sep-20)		Change
Hog (\$ per 100 kg)	164.47	150.60	↑	13.87
Weaner (\$ 30lb)	38.00	36.25	↑	1.75
Weaner (\$ per lb over)	0.51	0.49	↑	0.02

Source: PEI Hog Board

Beef (\$ per lb)

	Price (21-Sep-20)	Price (14-Sep-20)		Change (\$ per lb)
AA & AAA	2.23	2.28	↓	-0.05

Source: Atlantic Beef Product Inc.

Lamb Dressed Weight (\$ per kg)

	Price (21-Sep-20)	Price (14-Sep-20)		Change (\$ per kg)
New lamb	10.50	10.60	↓	-0.1
Mutton	5.00	5.00	→	0

Source: Northumberland Lamb

Weekly Agriculture Market Report






Volume 1 | Issue 19
October 1, 2020

The Weekly Agriculture Market Report provides a summary of agricultural commodity prices. The report is usually published every Friday with updated prices (when available). The report allows monitoring of the weekly changes in agricultural commodity prices. The prices are obtained weekly from several sources.

Notes:

- All figures in Canadian dollars.
- Dates of reporting vary. Weekly reports updated with most recent available prices.
- The Department of Agriculture and Land does not assume any responsibility for errors, omissions or otherwise. The information in this report is for general purposes only. You should not rely on this information for making any business, legal or any other decision.
- FOB means Free on Board

Legend:

-  Price increase
-  No change
-  Price decrease
- NA Not available, or data cannot be used for comparison purposes

Weekly Agriculture Market Report



Grains (\$ per tonne)

	Price (24-Sep-20)	Price (24-Sep-20)		Change (\$ per tonne)
Barley	260	260	→	0
Oats#2	240	240	→	0
Barley Extruded	out of stock	out of stock		NA
Mixed Grain (FOB)	NA	NA		NA
Wheat	285	285	→	0
Corn	315	315	→	0
Soybean Meal 48%	660	660	→	0
Soybean Extruded	580	580	→	0
Soybean Roasted	590	590	→	0
Soybean Raw	NA	NA		NA

Source: PEI Grains Elevators Corporation

Atlantic Soy Crop (\$ per tonne)

	Price (01-Oct-20)	Price (24-Sep-20)		Change (\$ per tonne)
PEI Average Board Price	448.9	437.87	↑	11.03

Source: Sevita International

Note: Premiums above base price \$40.00-\$91.00/MT depend upon variety and grade

Potatoes (\$ per bag - Avg FOB price)

Bag	Price (30-Sep-20)	Price (23-Sep-20)		Change (\$ per bag)
50 lbs	NA	NA		NA
10 lbs	2.99	2.99	→	0

Source: PEI Potato Board

Weekly Agriculture Market Report



Eggs - Producer Price (\$ per dozen)

Dozen	Price (06-Sep-20)	Price (06-Sep-20)	Change (\$ per doze)
X-Large	2.22	2.22	→ 0
A-Large	2.22	2.22	→ 0
A-Medium	2.04	2.04	→ 0
A-Small	1.61	1.61	→ 0

Source: Egg Farmers of PEI

Feeders (cents per lb)

Steers (lbs)	Average Price (24-Sep-20)	Average Price (17-Sep-20)	Change (cent per lb)
<400	NA	178	NA
400-500	NA	188	NA
500-600	NA	183	NA
600-700	NA	NA	NA
700-800	NA	NA	NA
800-900	174	NA	NA
900+	NA	NA	NA

Source: Atlantic Stockyard Limited

Heifers (cents per lb)

Heifers (lbs)	Average Price (24-Sep-20)	Average Price (17-Sep-20)	Change (cent per lb)
<400	NA	NA	NA
400-500	NA	NA	NA
500-600	NA	NA	NA
600-700	NA	NA	NA
700-800	NA	NA	NA
800-900	NA	NA	NA
900+	NA	NA	NA

Source: Atlantic Stockyard Limited

Weekly Agriculture Market Report



Bob Calves (\$ per head)

Calf	Average Price (24-Sep-20)	Average Price (17-Sep-20)		Change (\$ per head)
Good	182	146	↑	36
Average	49	12	↑	37

Source: Atlantic Stockyard Limited

Lambs (cents per lb)

Lambs (lbs)	Average Price (24-Sep-20)	Average Price (17-Sep-20)		Change (cent per lb)
<50	254	224	↑	30
50-64	266	218	↑	48
65-79	266	251	↑	15
80-94	248	248	→	0
95-109	NA	NA		NA
>109	225	212	↑	13

Source: Atlantic Stockyard Limited

Weekly Agriculture Market Report



Hogs

	Price (02-Oct-20)	Price (25-Sep-20)		Change
Hog (\$ per 100 kg)	181.49	164.47	↑	17.02
Weaner (\$ 30lb)	40.50	38.00	↑	2.5
Weaner (\$ per lb over)	0.55	0.51	↑	0.04

Source: PEI Hog Board

Beef (\$ per lb)

	Price (28-Sep-20)	Price (21-Sep-20)		Change (\$ per lb)
AA & AAA	2.23	2.23	→	0

Source: Atlantic Beef Product Inc.

Lamb Dressed Weight (\$ per kg)

	Price (28-Sep-20)	Price (21-Sep-20)		Change (\$ per kg)
New lamb	10.40	10.50	↓	-0.1
Mutton	5.00	5.00	→	0

Source: Northumberland Lamb

Weekly Agriculture Market Report






Volume 1 | Issue 20
October 9, 2020

The Weekly Agriculture Market Report provides a summary of agricultural commodity prices. The report is usually published every Friday with updated prices (when available). The report allows monitoring of the weekly changes in agricultural commodity prices. The prices are obtained weekly from several sources.

Notes:

- All figures in Canadian dollars.
- Dates of reporting vary. Weekly reports updated with most recent available prices.
- The Department of Agriculture and Land does not assume any responsibility for errors, omissions or otherwise. The information in this report is for general purposes only. You should not rely on this information for making any business, legal or any other decision.
- FOB means Free on Board

Legend:

	Price increase
	No change
	Price decrease
NA	Not available, or data cannot be used for comparison purposes

Weekly Agriculture Market Report



Grains (\$ per tonne)

	Price (09-Oct-20)	Price (24-Sep-20)		Change (\$ per tonne)
Barley	265	260	↑	5
Oats#2	240	240	→	0
Barley Extruded	out of stock	out of stock		NA
Mixed Grain (FOB)	NA	NA		NA
Wheat	300	285	↑	15
Corn	310	315	↓	-5
Soybean Meal 48%	675	660	↑	15
Soybean Extruded	590	580	↑	10
Soybean Roasted	600	590	↑	10
Soybean Raw	NA	NA		NA

Source: PEI Grains Elevators Corporation

Atlantic Soy Crop (\$ per tonne)

	Price (08-Oct-20)	Price (01-Oct-20)		Change (\$ per tonne)
PEI Average Board Price	463.76	448.9	↑	14.86

Source: Sevita International

Note: Premiums above base price \$40.00-\$91.00/MT depend upon variety and grade

Potatoes (\$ per bag - Avg FOB price)

Bag	Price (07-Oct-20)	Price (30-Sep-20)		Change (\$ per bag)
50 lbs	NA	NA		NA
10 lbs	2.38	2.99	↓	-0.61

Source: PEI Potato Board

Weekly Agriculture Market Report



Eggs - Producer Price (\$ per dozen)

Dozen	Price (06-Sep-20)	Price (06-Sep-20)	Change (\$ per doze)
X-Large	2.22	2.22	→ 0
A-Large	2.22	2.22	→ 0
A-Medium	2.04	2.04	→ 0
A-Small	1.61	1.61	→ 0

Source: Egg Farmers of PEI

Feeders (cents per lb)

Steers (lbs)	Average Price (01-Oct-20)	Average Price (24-Sep-20)	Change (cent per lb)
<400	243	NA	NA
400-500	NA	NA	NA
500-600	187	NA	NA
600-700	NA	NA	NA
700-800	NA	NA	NA
800-900	NA	174	NA
900+	NA	NA	NA

Source: Atlantic Stockyard Limited

Heifers (cents per lb)

Heifers (lbs)	Average Price (01-Oct-20)	Average Price (24-Sep-20)	Change (cent per lb)
<400	165	NA	NA
400-500	167	NA	NA
500-600	142	NA	NA
600-700	NA	NA	NA
700-800	103	NA	NA
800-900	NA	NA	NA
900+	NA	NA	NA

Source: Atlantic Stockyard Limited

Weekly Agriculture Market Report



Bob Calves (\$ per head)

Calf	Average Price (01-Oct-20)	Average Price (24-Sep-20)		Change (\$ per head)
Good	154	182	↓	-28
Average	18	49	↓	-31

Source: Atlantic Stockyard Limited

Lambs (cents per lb)

Lambs (lbs)	Average Price (01-Oct-20)	Average Price (24-Sep-20)		Change (cent per lb)
<50	147	254	↓	-107
50-64	211	266	↓	-55
65-79	263	266	↓	-3
80-94	246	248	↓	-2
95-109	253	NA		NA
>109	234	225	↑	9

Source: Atlantic Stockyard Limited

Weekly Agriculture Market Report



Hogs

	Price (09-Oct-20)	Price (02-Oct-20)		Change
Hog (\$ per 100 kg)	189.08	181.49	↑	7.59
Weaner (\$ 30lb)	43.75	40.50	↑	3.25
Weaner (\$ per lb over)	0.59	0.55	↑	0.04

Source: PEI Hog Board

Beef (\$ per lb)

	Price (05-Oct-20)	Price (28-Sep-20)		Change (\$ per lb)
AA & AAA	2.23	2.23	→	0

Source: Atlantic Beef Product Inc.

Lamb Dressed Weight (\$ per kg)

	Price (05-Oct-20)	Price (28-Sep-20)		Change (\$ per kg)
New lamb	10.40	10.40	→	0
Mutton	5.00	5.00	→	0

Source: Northumberland Lamb

Weekly Agriculture Market Report






Volume 1 | Issue 21
October 15, 2020

The Weekly Agriculture Market Report provides a summary of agricultural commodity prices. The report is usually published every Friday with updated prices (when available). The report allows monitoring of the weekly changes in agricultural commodity prices. The prices are obtained weekly from several sources.

Notes:

- All figures in Canadian dollars.
- Dates of reporting vary. Weekly reports updated with most recent available prices.
- The Department of Agriculture and Land does not assume any responsibility for errors, omissions or otherwise. The information in this report is for general purposes only. You should not rely on this information for making any business, legal or any other decision.
- FOB means Free on Board

Legend:

	Price increase
	No change
	Price decrease
NA	Not available, or data cannot be used for comparison purposes

Weekly Agriculture Market Report



Grains (\$ per tonne)

	Price (09-Oct-20)	Price (09-Oct-20)	Change (\$ per tonne)
Barley	265	265	→ 0
Oats#2	240	240	→ 0
Barley Extruded	out of stock	out of stock	NA
Mixed Grain (FOB)	NA	NA	NA
Wheat	300	300	→ 0
Corn	310	310	→ 0
Soybean Meal 48%	675	675	→ 0
Soybean Extruded	590	590	→ 0
Soybean Roasted	600	600	→ 0
Soybean Raw	NA	NA	NA

Source: PEI Grains Elevators Corporation

Atlantic Soy Crop (\$ per tonne)

	Price (15-Oct-20)	Price (08-Oct-20)	Change (\$ per tonne)
PEI Average Board Price	458.2	463.76	↓ -5.56

Source: Sevita International

Note: Premiums above base price \$40.00-\$91.00/MT depend upon variety and grade

Potatoes (\$ per bag - Avg FOB price)

Bag	Price (14-Oct-20)	Price (07-Oct-20)	Change (\$ per bag)
50 lbs	NA	NA	NA
10 lbs	2.95	2.38	↑ 0.57

Source: PEI Potato Board

Weekly Agriculture Market Report



Eggs - Producer Price (\$ per dozen)

Dozen	Price (06-Sep-20)	Price (06-Sep-20)		Change (\$ per doze)
X-Large	2.22	2.22	→	0
A-Large	2.22	2.22	→	0
A-Medium	2.04	2.04	→	0
A-Small	1.61	1.61	→	0

Source: Egg Farmers of PEI

Feeders (cents per lb)

Steers (lbs)	Average Price (08-Oct-20)	Average Price (01-Oct-20)		Change (cent per lb)
<400	NA	243		NA
400-500	NA	NA		NA
500-600	NA	187		NA
600-700	191	NA		NA
700-800	NA	NA		NA
800-900	NA	NA		NA
900+	NA	NA		NA

Source: Atlantic Stockyard Limited

Heifers (cents per lb)

Heifers (lbs)	Average Price (08-Oct-20)	Average Price (01-Oct-20)		Change (cent per lb)
<400	149	165	↓	-16
400-500	126	167	↓	-41
500-600	NA	142		NA
600-700	155	NA		NA
700-800	NA	103		NA
800-900	NA	NA		NA
900+	NA	NA		NA

Source: Atlantic Stockyard Limited

Weekly Agriculture Market Report



Bob Calves (\$ per head)

Calf	Average Price (08-Oct-20)	Average Price (01-Oct-20)		Change (\$ per head)
Good	161	154	↑	7
Average	26	18	↑	8

Source: Atlantic Stockyard Limited

Lambs (cents per lb)

Lambs (lbs)	Average Price (08-Oct-20)	Average Price (01-Oct-20)		Change (cent per lb)
<50	203	147	↑	56
50-64	261	211	↑	50
65-79	240	263	↓	-23
80-94	240	246	↓	-6
95-109	211	253	↓	-42
>109	NA	234		NA

Source: Atlantic Stockyard Limited

Weekly Agriculture Market Report



Hogs

	Price (16-Oct-20)	Price (09-Oct-20)		Change
Hog (\$ per 100 kg)	190.32	189.08	↑	1.24
Weaner (\$ 30lb)	46.50	43.75	↑	2.75
Weaner (\$ per lb over)	0.63	0.59	↑	0.04

Source: PEI Hog Board

Beef (\$ per lb)

	Price (12-Oct-20)	Price (05-Oct-20)		Change (\$ per lb)
AA & AAA	2.23	2.23	→	0

Source: Atlantic Beef Product Inc.

Lamb Dressed Weight (\$ per kg)

	Price (12-Oct-20)	Price (05-Oct-20)		Change (\$ per kg)
New lamb	10.20	10.40	↓	-0.2
Mutton	5.00	5.00	→	0

Source: Northumberland Lamb

Weekly Agriculture Market Report






Volume 1 | Issue 22
October 22, 2020

The Weekly Agriculture Market Report provides a summary of agricultural commodity prices. The report is usually published every Friday with updated prices (when available). The report allows monitoring of the weekly changes in agricultural commodity prices. The prices are obtained weekly from several sources.

Notes:

- All figures in Canadian dollars.
- Dates of reporting vary. Weekly reports updated with most recent available prices.
- The Department of Agriculture and Land does not assume any responsibility for errors, omissions or otherwise. The information in this report is for general purposes only. You should not rely on this information for making any business, legal or any other decision.
- FOB means Free on Board

Legend:

	Price increase
	No change
	Price decrease
NA	Not available, or data cannot be used for comparison purposes

Weekly Agriculture Market Report



Grains (\$ per tonne)

	Price (09-Oct-20)	Price (09-Oct-20)		Change (\$ per tonne)
Barley	265	265	→	0
Oats#2	240	240	→	0
Barley Extruded	out of stock	out of stock		NA
Mixed Grain (FOB)	NA	NA		NA
Wheat	300	300	→	0
Corn	310	310	→	0
Soybean Meal 48%	675	675	→	0
Soybean Extruded	590	590	→	0
Soybean Roasted	600	600	→	0
Soybean Raw	NA	NA		NA

Source: PEI Grains Elevators Corporation

Atlantic Soy Crop (\$ per tonne)

	Price (22-Oct-20)	Price (15-Oct-20)		Change (\$ per tonne)
PEI Average Board Price	466.03	458.2	↑	7.83

Source: Sevita International

Note: Premiums above base price \$40.00-\$91.00/MT depend upon variety and grade

Potatoes (\$ per bag - Avg FOB price)

Bag	Price (21-Oct-20)	Price (14-Oct-20)		Change (\$ per bag)
50 lbs	NA	NA		NA
10 lbs	2.93	2.95	↓	-0.02

Source: PEI Potato Board

Weekly Agriculture Market Report



Eggs - Producer Price (\$ per dozen)

Dozen	Price (06-Sep-20)	Price (06-Sep-20)		Change (\$ per doze)
X-Large	2.22	2.22	→	0
A-Large	2.22	2.22	→	0
A-Medium	2.04	2.04	→	0
A-Small	1.61	1.61	→	0

Source: Egg Farmers of PEI

Feeders (cents per lb)

Steers (lbs)	Average Price (15-Oct-20)	Average Price (08-Oct-20)		Change (cent per lb)
<400	NA	NA		NA
400-500	NA	NA		NA
500-600	137	NA		NA
600-700	NA	191		NA
700-800	NA	NA		NA
800-900	NA	NA		NA
900+	NA	NA		NA

Source: Atlantic Stockyard Limited

Heifers (cents per lb)

Heifers (lbs)	Average Price (15-Oct-20)	Average Price (08-Oct-20)		Change (cent per lb)
<400	157	149	↑	8
400-500	145	126	↑	19
500-600	135	NA		NA
600-700	137	155	↓	-18
700-800	NA	NA		NA
800-900	NA	NA		NA
900+	NA	NA		NA

Source: Atlantic Stockyard Limited

Weekly Agriculture Market Report



Bob Calves (\$ per head)

Calf	Average Price (15-Oct-20)	Average Price (08-Oct-20)		Change (\$ per head)
Good	135	161	↓	-26
Average	19	26	↓	-7

Source: Atlantic Stockyard Limited

Lambs (cents per lb)

Lambs (lbs)	Average Price (15-Oct-20)	Average Price (08-Oct-20)		Change (cent per lb)
<50	178	203	↓	-25
50-64	235	261	↓	-26
65-79	244	240	↑	4
80-94	238	240	↓	-2
95-109	232	211	↑	21
>109	NA	NA		NA

Source: Atlantic Stockyard Limited

Weekly Agriculture Market Report



Hogs

	Price (23-Oct-20)	Price (16-Oct-20)		Change
Hog (\$ per 100 kg)	190.99	190.32	↑	0.67
Weaner (\$ 30lb)	48.50	46.50	↑	2
Weaner (\$ per lb over)	0.66	0.63	↑	0.03

Source: PEI Hog Board

Beef (\$ per lb)

	Price (19-Oct-20)	Price (12-Oct-20)		Change (\$ per lb)
AA & AAA	2.23	2.23	→	0

Source: Atlantic Beef Product Inc.

Lamb Dressed Weight (\$ per kg)

	Price (19-Oct-20)	Price (12-Oct-20)		Change (\$ per kg)
New lamb	10.10	10.20	↓	-0.1
Mutton	5.00	5.00	→	0

Source: Northumberland Lamb

Weekly Agriculture Market Report






Volume 1 | Issue 23
October 29, 2020

The Weekly Agriculture Market Report provides a summary of agricultural commodity prices. The report is usually published every Friday with updated prices (when available). The report allows monitoring of the weekly changes in agricultural commodity prices. The prices are obtained weekly from several sources.

Notes:

- All figures in Canadian dollars.
- Dates of reporting vary. Weekly reports updated with most recent available prices.
- The Department of Agriculture and Land does not assume any responsibility for errors, omissions or otherwise. The information in this report is for general purposes only. You should not rely on this information for making any business, legal or any other decision.
- FOB means Free on Board

Legend:

-  Price increase
-  No change
-  Price decrease
- NA Not available, or data cannot be used for comparison purposes

Weekly Agriculture Market Report



Grains (\$ per tonne)

	Price (28-Oct-20)	Price (09-Oct-20)		Change (\$ per tonne)
Barley	265	265	→	0
Oats#2	245	240	↑	5
Barley Extruded	out of stock	out of stock		NA
Mixed Grain (FOB)	NA	NA		NA
Wheat	300	300	→	0
Corn	310	310	→	0
Soybean Meal 48%	694	675	↑	19
Soybean Extruded	595	590	↑	5
Soybean Roasted	605	600	↑	5
Soybean Raw	NA	NA		NA

Source: PEI Grains Elevators Corporation

Atlantic Soy Crop (\$ per tonne)

	Price (29-Oct-20)	Price (22-Oct-20)		Change (\$ per tonne)
PEI Average Board Price	464.37	466.03	↓	-1.66

Source: Sevita International

Note: Premiums above base price \$40.00-\$91.00/MT depend upon variety and grade

Potatoes (\$ per bag - Avg FOB price)

Bag	Price (28-Oct-20)	Price (21-Oct-20)		Change (\$ per bag)
50 lbs	NA	NA		NA
10 lbs	2.91	2.93	↓	-0.02

Source: PEI Potato Board

Weekly Agriculture Market Report



Eggs - Producer Price (\$ per dozen)

Dozen	Price (06-Sep-20)	Price (06-Sep-20)		Change (\$ per doze)
X-Large	2.22	2.22	→	0
A-Large	2.22	2.22	→	0
A-Medium	2.04	2.04	→	0
A-Small	1.61	1.61	→	0

Source: Egg Farmers of PEI

Feeders (cents per lb)

Steers (lbs)	Average Price (22-Oct-20)	Average Price (15-Oct-20)		Change (cent per lb)
<400	NA	NA		NA
400-500	175	NA		NA
500-600	NA	137		NA
600-700	173	NA		NA
700-800	NA	NA		NA
800-900	NA	NA		NA
900+	NA	NA		NA

Source: Atlantic Stockyard Limited

Heifers (cents per lb)

Heifers (lbs)	Average Price (22-Oct-20)	Average Price (15-Oct-20)		Change (cent per lb)
<400	NA	157		NA
400-500	144	145	↓	-1
500-600	144	135	↑	9
600-700	NA	137		NA
700-800	NA	NA		NA
800-900	164	NA		NA
900+	121	NA		NA

Source: Atlantic Stockyard Limited

Weekly Agriculture Market Report



Bob Calves (\$ per head)

Calf	Average Price (22-Oct-20)	Average Price (15-Oct-20)		Change (\$ per head)
Good	149	135	↑	14
Average	13	19	↓	-6

Source: Atlantic Stockyard Limited

Lambs (cents per lb)

Lambs (lbs)	Average Price (22-Oct-20)	Average Price (15-Oct-20)		Change (cent per lb)
<50	183	178	↑	5
50-64	223	235	↓	-12
65-79	238	244	↓	-6
80-94	248	238	↑	10
95-109	NA	232		NA
>109	NA	NA		NA

Source: Atlantic Stockyard Limited

Weekly Agriculture Market Report



Hogs

	Price (30-Oct-20)	Price (23-Oct-20)		Change
Hog (\$ per 100 kg)	191.48	190.99	↑	0.49
Weaner (\$ 30lb)	49.25	48.50	↑	0.75
Weaner (\$ per lb over)	0.67	0.66	↑	0.01

Source: PEI Hog Board

Beef (\$ per lb)

	Price (26-Oct-20)	Price (19-Oct-20)		Change (\$ per lb)
AA & AAA	2.25	2.23	↑	0.02

Source: Atlantic Beef Product Inc.

Lamb Dressed Weight (\$ per kg)

	Price (26-Oct-20)	Price (19-Oct-20)		Change (\$ per kg)
New lamb	10.00	10.10	↓	-0.1
Mutton	5.00	5.00	→	0

Source: Northumberland Lamb

Weekly Agriculture Market Report






Volume 1 | Issue 24
November 5, 2020

The Weekly Agriculture Market Report provides a summary of agricultural commodity prices. The report is usually published every Friday with updated prices (when available). The report allows monitoring of the weekly changes in agricultural commodity prices. The prices are obtained weekly from several sources.

Notes:

- All figures in Canadian dollars.
- Dates of reporting vary. Weekly reports updated with most recent available prices.
- The Department of Agriculture and Land does not assume any responsibility for errors, omissions or otherwise. The information in this report is for general purposes only. You should not rely on this information for making any business, legal or any other decision.
- FOB means Free on Board

Legend:

-  Price increase
-  No change
-  Price decrease
- NA Not available, or data cannot be used for comparison purposes

Weekly Agriculture Market Report



Grains (\$ per tonne)

	Price (02-Nov-20)	Price (28-Oct-20)		Change (\$ per tonne)
Barley	265	265	→	0
Oats#2	245	245	→	0
Barley Extruded	out of stock	out of stock		NA
Mixed Grain (FOB)	NA	NA		NA
Wheat	300	300	→	0
Corn	310	310	→	0
Soybean Meal 48%	694	694	→	0
Soybean Extruded	640	595	↑	45
Soybean Roasted	650	605	↑	45
Soybean Raw	NA	NA		NA

Source: PEI Grains Elevators Corporation

Atlantic Soy Crop (\$ per tonne)

	Price (05-Nov-20)	Price (29-Oct-20)		Change (\$ per tonne)
PEI Average Board Price	477.29	464.37	↑	12.92

Source: Sevita International

Note: Premiums above base price \$40.00-\$91.00/MT depend upon variety and grade

Potatoes (\$ per bag - Avg FOB price)

Bag	Price (04-Nov-20)	Price (28-Oct-20)		Change (\$ per bag)
50 lbs	8.88	NA		NA
10 lbs	2.76	2.91	↓	-0.15

Source: PEI Potato Board

Weekly Agriculture Market Report



Eggs - Producer Price (\$ per dozen)

Dozen	Price (06-Sep-20)	Price (06-Sep-20)		Change (\$ per doze)
X-Large	2.22	2.22	→	0
A-Large	2.22	2.22	→	0
A-Medium	2.04	2.04	→	0
A-Small	1.61	1.61	→	0

Source: Egg Farmers of PEI

Feeders (cents per lb)

Steers (lbs)	Average Price (29-Oct-20)	Average Price (22-Oct-20)		Change (cent per lb)
<400	165	NA		NA
400-500	173	175	↓	-2
500-600	180	NA		NA
600-700	NA	173		NA
700-800	NA	NA		NA
800-900	NA	NA		NA
900+	NA	NA		NA

Source: Atlantic Stockyard Limited

Heifers (cents per lb)

Heifers (lbs)	Average Price (29-Oct-20)	Average Price (22-Oct-20)		Change (cent per lb)
<400	164	NA		NA
400-500	163	144	↑	19
500-600	115	144	↓	-29
600-700	NA	NA		NA
700-800	NA	NA		NA
800-900	NA	164		NA
900+	NA	121		NA

Source: Atlantic Stockyard Limited

Weekly Agriculture Market Report



Bob Calves (\$ per head)

Calf	Average Price (29-Oct-20)	Average Price (22-Oct-20)		Change (\$ per head)
Good	103	149	↓	-46
Average	38	13	↑	25

Source: Atlantic Stockyard Limited

Lambs (cents per lb)

Lambs (lbs)	Average Price (29-Oct-20)	Average Price (22-Oct-20)		Change (cent per lb)
<50	228	183	↑	45
50-64	229	223	↑	6
65-79	255	238	↑	17
80-94	272	248	↑	24
95-109	250	NA		NA
>109	NA	NA		NA

Source: Atlantic Stockyard Limited

Weekly Agriculture Market Report



Hogs

	Price (06-Nov-20)	Price (30-Oct-20)		Change
Hog (\$ per 100 kg)	186.62	191.48	↓	-4.86
Weaner (\$ 30lb)	49.25	49.25	→	0
Weaner (\$ per lb over)	0.67	0.67	→	0

Source: PEI Hog Board

Beef (\$ per lb)

	Price (02-Nov-20)	Price (26-Oct-20)		Change (\$ per lb)
AA & AAA	2.23	2.25	↓	-0.02

Source: Atlantic Beef Product Inc.

Lamb Dressed Weight (\$ per kg)

	Price (02-Nov-20)	Price (26-Oct-20)		Change (\$ per kg)
New lamb	9.90	10.00	↓	-0.1
Mutton	5.00	5.00	→	0

Source: Northumberland Lamb

Weekly Agriculture Market Report






Volume 1 | Issue 25
November 12, 2020

The Weekly Agriculture Market Report provides a summary of agricultural commodity prices. The report is usually published every Friday with updated prices (when available). The report allows monitoring of the weekly changes in agricultural commodity prices. The prices are obtained weekly from several sources.

Notes:

- All figures in Canadian dollars.
- Dates of reporting vary. Weekly reports updated with most recent available prices.
- The Department of Agriculture and Land does not assume any responsibility for errors, omissions or otherwise. The information in this report is for general purposes only. You should not rely on this information for making any business, legal or any other decision.
- FOB means Free on Board

Legend:

-  Price increase
-  No change
-  Price decrease
- NA Not available, or data cannot be used for comparison purposes

Weekly Agriculture Market Report



Grains (\$ per tonne)

	Price (02-Nov-20)	Price (02-Nov-20)		Change (\$ per tonne)
Barley	270	270	→	0
Oats#2	250	250	→	0
Barley Extruded	out of stock	out of stock		NA
Mixed Grain (FOB)	NA	NA		NA
Wheat	300	300	→	0
Corn	310	310	→	0
Soybean Meal 48%	694	694	→	0
Soybean Extruded	640	640	→	0
Soybean Roasted	650	650	→	0
Soybean Raw	NA	NA		NA

Source: PEI Grains Elevators Corporation

Atlantic Soy Crop (\$ per tonne)

	Price (12-Nov-20)	Price (05-Nov-20)		Change (\$ per tonne)
PEI Average Board Price	498.1	477.29	↑	20.81

Source: Sevita International

Note: Premiums above base price \$40.00-\$91.00/MT depend upon variety and grade

Potatoes (\$ per bag - Avg FOB price)

Bag	Price (11-Nov-20)	Price (04-Nov-20)		Change (\$ per bag)
50 lbs	9.43	8.88	↑	0.55
10 lbs	2.92	2.76	↑	0.16

Source: PEI Potato Board

Weekly Agriculture Market Report



Eggs - Producer Price (\$ per dozen)

Dozen	Price (06-Sep-20)	Price (06-Sep-20)		Change (\$ per doze)
X-Large	2.22	2.22	→	0
A-Large	2.22	2.22	→	0
A-Medium	2.04	2.04	→	0
A-Small	1.61	1.61	→	0

Source: Egg Farmers of PEI

Feeders (cents per lb)

Steers (lbs)	Average Price (05-Nov-20)	Average Price (29-Oct-20)		Change (cent per lb)
<400	92	165	↓	-73
400-500	NA	173		NA
500-600	154	180	↓	-26
600-700	144	NA		NA
700-800	NA	NA		NA
800-900	NA	NA		NA
900+	114	NA		NA

Source: Atlantic Stockyard Limited

Heifers (cents per lb)

Heifers (lbs)	Average Price (05-Nov-20)	Average Price (29-Oct-20)		Change (cent per lb)
<400	128	164	↓	-36
400-500	143	163	↓	-20
500-600	160	115	↑	45
600-700	NA	NA		NA
700-800	NA	NA		NA
800-900	124	NA		NA
900+	127	NA		NA

Source: Atlantic Stockyard Limited

Weekly Agriculture Market Report



Bob Calves (\$ per head)

Calf	Average Price (05-Nov-20)	Average Price (29-Oct-20)		Change (\$ per head)
Good	143	103	↑	40
Average	29	38	↓	-9

Source: Atlantic Stockyard Limited

Lambs (cents per lb)

Lambs (lbs)	Average Price (05-Nov-20)	Average Price (29-Oct-20)		Change (cent per lb)
<50	234	228	↑	6
50-64	286	229	↑	57
65-79	285	255	↑	30
80-94	267	272	↓	-5
95-109	256	250	↑	6
>109	NA	NA		NA

Source: Atlantic Stockyard Limited

Weekly Agriculture Market Report



Hogs

	Price (13-Nov-20)	Price (06-Nov-20)		Change
Hog (\$ per 100 kg)	174.88	186.62	↓	-11.74
Weaner (\$ 30lb)	48.50	49.25	↓	-0.75
Weaner (\$ per lb over)	0.66	0.67	↓	-0.01

Source: PEI Hog Board

Beef (\$ per lb)

	Price (09-Nov-20)	Price (02-Nov-20)		Change (\$ per lb)
AA & AAA	2.23	2.23	→	0

Source: Atlantic Beef Product Inc.

Lamb Dressed Weight (\$ per kg)

	Price (09-Nov-20)	Price (02-Nov-20)		Change (\$ per kg)
New lamb	9.80	9.90	↓	-0.1
Mutton	5.00	5.00	→	0

Source: Northumberland Lamb

Weekly Agriculture Market Report






Volume 1 | Issue 26
November 19, 2020

The Weekly Agriculture Market Report provides a summary of agricultural commodity prices. The report is usually published every Friday with updated prices (when available). The report allows monitoring of the weekly changes in agricultural commodity prices. The prices are obtained weekly from several sources.

Notes:

- All figures in Canadian dollars.
- Dates of reporting vary. Weekly reports updated with most recent available prices.
- The Department of Agriculture and Land does not assume any responsibility for errors, omissions or otherwise. The information in this report is for general purposes only. You should not rely on this information for making any business, legal or any other decision.
- FOB means Free on Board

Legend:

-  Price increase
-  No change
-  Price decrease
- NA Not available, or data cannot be used for comparison purposes

Weekly Agriculture Market Report



Grains (\$ per tonne)

	Price (19-Nov-20)	Price (02-Nov-20)		Change (\$ per tonne)
Barley	270	270	→	0
Oats#2	250	250	→	0
Barley Extruded	out of stock	out of stock		NA
Mixed Grain (FOB)	NA	NA		NA
Wheat	305	300	↑	5
Corn	315	310	↑	5
Soybean Meal 48%	750	694	↑	56
Soybean Extruded	660	640	↑	20
Soybean Roasted	670	650	↑	20
Soybean Raw	NA	NA		NA

Source: PEI Grains Elevators Corporation

Atlantic Soy Crop (\$ per tonne)

	Price (19-Nov-20)	Price (12-Nov-20)		Change (\$ per tonne)
PEI Average Board Price	511.01	498.1	↑	12.91

Source: Sevita International

Note: Premiums above base price \$40.00-\$91.00/MT depend upon variety and grade

Potatoes (\$ per bag - Avg FOB price)

Bag	Price (18-Nov-20)	Price (11-Nov-20)		Change (\$ per bag)
50 lbs	9.47	9.43	↑	0.04
10 lbs	3.06	2.92	↑	0.14

Source: PEI Potato Board

Weekly Agriculture Market Report



Eggs - Producer Price (\$ per dozen)

Dozen	Price (06-Sep-20)	Price (06-Sep-20)		Change (\$ per doze)
X-Large	2.22	2.22	→	0
A-Large	2.22	2.22	→	0
A-Medium	2.04	2.04	→	0
A-Small	1.61	1.61	→	0

Source: Egg Farmers of PEI

Feeders (cents per lb)

Steers (lbs)	Average Price (12-Nov-20)	Average Price (05-Nov-20)		Change (cent per lb)
<400	NA	92		NA
400-500	NA	NA		NA
500-600	NA	154		NA
600-700	NA	144		NA
700-800	NA	NA		NA
800-900	NA	NA		NA
900+	NA	114		NA

Source: Atlantic Stockyard Limited

Heifers (cents per lb)

Heifers (lbs)	Average Price (12-Nov-20)	Average Price (05-Nov-20)		Change (cent per lb)
<400	167	128	↑	39
400-500	150	143	↑	7
500-600	NA	160		NA
600-700	NA	NA		NA
700-800	NA	NA		NA
800-900	NA	124		NA
900+	116	127	↓	-11

Source: Atlantic Stockyard Limited

Weekly Agriculture Market Report



Bob Calves (\$ per head)

Calf	Average Price (12-Nov-20)	Average Price (05-Nov-20)		Change (\$ per head)
Good	95	143	↓	-48
Average	11	29	↓	-18

Source: Atlantic Stockyard Limited

Lambs (cents per lb)

Lambs (lbs)	Average Price (12-Nov-20)	Average Price (05-Nov-20)		Change (cent per lb)
<50	NA	234		NA
50-64	225	286	↓	-61
65-79	255	285	↓	-30
80-94	244	267	↓	-23
95-109	248	256	↓	-8
>109	227	NA		NA

Source: Atlantic Stockyard Limited

Weekly Agriculture Market Report



Hogs

	Price (20-Nov-20)	Price (13-Nov-20)		Change
Hog (\$ per 100 kg)	172.03	174.88	↓	-2.85
Weaner (\$ 30lb)	47.25	48.50	↓	-1.25
Weaner (\$ per lb over)	0.64	0.66	↓	-0.02

Source: PEI Hog Board

Beef (\$ per lb)

	Price (16-Nov-20)	Price (09-Nov-20)		Change (\$ per lb)
AA & AAA	2.21	2.23	↓	-0.02

Source: Atlantic Beef Product Inc.

Lamb Dressed Weight (\$ per kg)

	Price (16-Nov-20)	Price (09-Nov-20)		Change (\$ per kg)
New lamb	9.70	9.80	↓	-0.1
Mutton	5.00	5.00	→	0

Source: Northumberland Lamb

Weekly Agriculture Market Report






Volume 1 | Issue 27
November 26, 2020

The Weekly Agriculture Market Report provides a summary of agricultural commodity prices. The report is usually published every Friday with updated prices (when available). The report allows monitoring of the weekly changes in agricultural commodity prices. The prices are obtained weekly from several sources.

Notes:

- All figures in Canadian dollars.
- Dates of reporting vary. Weekly reports updated with most recent available prices.
- The Department of Agriculture and Land does not assume any responsibility for errors, omissions or otherwise. The information in this report is for general purposes only. You should not rely on this information for making any business, legal or any other decision.
- FOB means Free on Board

Legend:

-  Price increase
-  No change
-  Price decrease
- NA Not available, or data cannot be used for comparison purposes

Weekly Agriculture Market Report



Grains (\$ per tonne)

	Price (19-Nov-20)	Price (19-Nov-20)		Change (\$ per tonne)
Barley	270	270	→	0
Oats#2	250	250	→	0
Barley Extruded	out of stock	out of stock		NA
Mixed Grain (FOB)	NA	NA		NA
Wheat	305	305	→	0
Corn	315	315	→	0
Soybean Meal 48%	750	750	→	0
Soybean Extruded	660	660	→	0
Soybean Roasted	670	670	→	0
Soybean Raw	NA	NA		NA

Source: PEI Grains Elevators Corporation

Atlantic Soy Crop (\$ per tonne)

	Price (26-Nov-20)	Price (19-Nov-20)		Change (\$ per tonne)
PEI Average Board Price	514.98	511.01	↑	3.97

Source: Sevita International

Note: Premiums above base price \$40.00-\$91.00/MT depend upon variety and grade

Potatoes (\$ per bag - Avg FOB price)

Bag	Price (25-Nov-20)	Price (18-Nov-20)		Change (\$ per bag)
50 lbs	9.98	9.47	↑	0.51
10 lbs	2.88	3.06	↓	-0.18

Source: PEI Potato Board

Weekly Agriculture Market Report



Eggs - Producer Price (\$ per dozen)

Dozen	Price (29-Nov-20)	Price (06-Sep-20)		Change (\$ per doze)
X-Large	2.25	2.22	↑	0.03
A-Large	2.25	2.22	↑	0.03
A-Medium	2.07	2.04	↑	0.03
A-Small	1.64	1.61	↑	0.03

Source: Egg Farmers of PEI

Feeders (cents per lb)

Steers (lbs)	Average Price (19-Nov-20)	Average Price (12-Nov-20)		Change (cent per lb)
<400	89	NA		NA
400-500	NA	NA		NA
500-600	NA	NA		NA
600-700	NA	NA		NA
700-800	NA	NA		NA
800-900	NA	NA		NA
900+	NA	NA		NA

Source: Atlantic Stockyard Limited

Heifers (cents per lb)

Heifers (lbs)	Average Price (19-Nov-20)	Average Price (12-Nov-20)		Change (cent per lb)
<400	105	167	↓	-62
400-500	97	150	↓	-53
500-600	119	NA		NA
600-700	NA	NA		NA
700-800	NA	NA		NA
800-900	122	NA		NA
900+	NA	116		NA

Source: Atlantic Stockyard Limited

Weekly Agriculture Market Report



Bob Calves (\$ per head)

Calf	Average Price (19-Nov-20)	Average Price (12-Nov-20)		Change (\$ per head)
Good	116	95	↑	21
Average	11	11	→	0

Source: Atlantic Stockyard Limited

Lambs (cents per lb)

Lambs (lbs)	Average Price (19-Nov-20)	Average Price (12-Nov-20)		Change (cent per lb)
<50	NA	NA		NA
50-64	NA	225		NA
65-79	254	255	↓	-1
80-94	270	244	↑	26
95-109	264	248	↑	16
>109	262	227	↑	35

Source: Atlantic Stockyard Limited

Weekly Agriculture Market Report



Hogs

	Price (27-Nov-20)	Price (20-Nov-20)		Change
Hog (\$ per 100 kg)	167.00	172.03	↓	-5.03
Weaner (\$ 30lb)	45.75	47.25	↓	-1.5
Weaner (\$ per lb over)	0.62	0.64	↓	-0.02

Source: PEI Hog Board

Beef (\$ per lb)

	Price (23-Nov-20)	Price (16-Nov-20)		Change (\$ per lb)
AA & AAA	2.21	2.21	→	0

Source: Atlantic Beef Product Inc.

Lamb Dressed Weight (\$ per kg)

	Price (23-Nov-20)	Price (16-Nov-20)		Change (\$ per kg)
New lamb	9.60	9.70	↓	-0.1
Mutton	5.00	5.00	→	0

Source: Northumberland Lamb

Weekly Agriculture Market Report






Volume 1 | Issue 28
December 3, 2020

The Weekly Agriculture Market Report provides a summary of agricultural commodity prices. The report is usually published every Friday with updated prices (when available). The report allows monitoring of the weekly changes in agricultural commodity prices. The prices are obtained weekly from several sources.

Notes:

- All figures in Canadian dollars.
- Dates of reporting vary. Weekly reports updated with most recent available prices.
- The Department of Agriculture and Land does not assume any responsibility for errors, omissions or otherwise. The information in this report is for general purposes only. You should not rely on this information for making any business, legal or any other decision.
- FOB means Free on Board

Legend:

-  Price increase
-  No change
-  Price decrease
- NA Not available, or data cannot be used for comparison purposes

Weekly Agriculture Market Report



Grains (\$ per tonne)

	Price (19-Nov-20)	Price (19-Nov-20)		Change (\$ per tonne)
Barley	270	270	→	0
Oats#2	250	250	→	0
Barley Extruded	out of stock	out of stock		NA
Mixed Grain (FOB)	NA	NA		NA
Wheat	305	305	→	0
Corn	315	315	→	0
Soybean Meal 48%	750	750	→	0
Soybean Extruded	660	660	→	0
Soybean Roasted	670	670	→	0
Soybean Raw	NA	NA		NA

Source: PEI Grains Elevators Corporation

Atlantic Soy Crop (\$ per tonne)

	Price (03-Dec-20)	Price (26-Nov-20)		Change (\$ per tonne)
PEI Average Board Price	495.23	514.98	↓	-19.75

Source: Sevita International

Note: Premiums above base price \$40.00-\$91.00/MT depend upon variety and grade

Potatoes (\$ per bag - Avg FOB price)

Bag	Price (02-Dec-20)	Price (25-Nov-20)		Change (\$ per bag)
50 lbs	8.97	9.98	↓	-1.01
10 lbs	2.77	2.88	↓	-0.11

Source: PEI Potato Board

Weekly Agriculture Market Report



Eggs - Producer Price (\$ per dozen)

Dozen	Price (29-Nov-20)	Price (29-Nov-20)	Change (\$ per doze)
X-Large	2.25	2.25	→ 0
A-Large	2.25	2.25	→ 0
A-Medium	2.07	2.07	→ 0
A-Small	1.64	1.64	→ 0

Source: Egg Farmers of PEI

Feeders (cents per lb)

Steers (lbs)	Average Price (26-Nov-20)	Average Price (19-Nov-20)	Change (cent per lb)
<400	NA	89	NA
400-500	NA	NA	NA
500-600	NA	NA	NA
600-700	NA	NA	NA
700-800	NA	NA	NA
800-900	NA	NA	NA
900+	NA	NA	NA

Source: Atlantic Stockyard Limited

Heifers (cents per lb)

Heifers (lbs)	Average Price (26-Nov-20)	Average Price (19-Nov-20)	Change (cent per lb)
<400	NA	105	NA
400-500	NA	97	NA
500-600	NA	119	NA
600-700	NA	NA	NA
700-800	105	NA	NA
800-900	NA	122	NA
900+	NA	NA	NA

Source: Atlantic Stockyard Limited

Weekly Agriculture Market Report



Bob Calves (\$ per head)

Calf	Average Price (26-Nov-20)	Average Price (19-Nov-20)		Change (\$ per head)
Good	95	116	↓	-21
Average	11	11	→	0

Source: Atlantic Stockyard Limited

Lambs (cents per lb)

Lambs (lbs)	Average Price (26-Nov-20)	Average Price (19-Nov-20)		Change (cent per lb)
<50	200	NA		NA
50-64	288	NA		NA
65-79	314	254	↑	60
80-94	313	270	↑	43
95-109	NA	264		NA
>109	NA	262		NA

Source: Atlantic Stockyard Limited

Weekly Agriculture Market Report



Hogs

	Price (04-Dec-20)	Price (27-Nov-20)		Change
Hog (\$ per 100 kg)	162.48	167.00	↓	-4.52
Weaner (\$ 30lb)	44.00	45.75	↓	-1.75
Weaner (\$ per lb over)	0.60	0.62	↓	-0.02

Source: PEI Hog Board

Beef (\$ per lb)

	Price (30-Nov-20)	Price (23-Nov-20)		Change (\$ per lb)
AA & AAA	2.25	2.21	↑	0.04

Source: Atlantic Beef Product Inc.

Lamb Dressed Weight (\$ per kg)

	Price (30-Nov-20)	Price (23-Nov-20)		Change (\$ per kg)
New lamb	9.50	9.60	↓	-0.1
Mutton	5.00	5.00	→	0

Source: Northumberland Lamb

Weekly Agriculture Market Report






Volume 1 | Issue 29
December 10, 2020

The Weekly Agriculture Market Report provides a summary of agricultural commodity prices. The report is usually published every Friday with updated prices (when available). The report allows monitoring of the weekly changes in agricultural commodity prices. The prices are obtained weekly from several sources.

Notes:

- All figures in Canadian dollars.
- Dates of reporting vary. Weekly reports updated with most recent available prices.
- The Department of Agriculture and Land does not assume any responsibility for errors, omissions or otherwise. The information in this report is for general purposes only. You should not rely on this information for making any business, legal or any other decision.
- FOB means Free on Board

Legend:

-  Price increase
-  No change
-  Price decrease
- NA Not available, or data cannot be used for comparison purposes

Weekly Agriculture Market Report



Grains (\$ per tonne)

	Price (19-Nov-20)	Price (19-Nov-20)		Change (\$ per tonne)
Barley	270	270	→	0
Oats#2	250	250	→	0
Barley Extruded	out of stock	out of stock		NA
Mixed Grain (FOB)	NA	NA		NA
Wheat	305	305	→	0
Corn	315	315	→	0
Soybean Meal 48%	750	750	→	0
Soybean Extruded	660	660	→	0
Soybean Roasted	670	670	→	0
Soybean Raw	NA	NA		NA

Source: PEI Grains Elevators Corporation

Atlantic Soy Crop (\$ per tonne)

	Price (10-Dec-20)	Price (03-Dec-20)		Change (\$ per tonne)
PEI Average Board Price	497.82	495.23	↑	2.59

Source: Sevita International

Note: Premiums above base price \$40.00-\$91.00/MT depend upon variety and grade

Potatoes (\$ per bag - Avg FOB price)

Bag	Price (09-Dec-20)	Price (02-Dec-20)		Change (\$ per bag)
50 lbs	9.12	8.97	↑	0.15
10 lbs	2.74	2.77	↓	-0.03

Source: PEI Potato Board

Weekly Agriculture Market Report



Eggs - Producer Price (\$ per dozen)

Dozen	Price (29-Nov-20)	Price (29-Nov-20)	Change (\$ per doze)
X-Large	2.25	2.25	→ 0
A-Large	2.25	2.25	→ 0
A-Medium	2.07	2.07	→ 0
A-Small	1.64	1.64	→ 0

Source: Egg Farmers of PEI

Feeders (cents per lb)

Steers (lbs)	Average Price (03-Dec-20)	Average Price (26-Nov-20)	Change (cent per lb)
<400	174	NA	NA
400-500	NA	NA	NA
500-600	166	NA	NA
600-700	164	NA	NA
700-800	NA	NA	NA
800-900	NA	NA	NA
900+	NA	NA	NA

Source: Atlantic Stockyard Limited

Heifers (cents per lb)

Heifers (lbs)	Average Price (03-Dec-20)	Average Price (26-Nov-20)	Change (cent per lb)
<400	115	NA	NA
400-500	150	NA	NA
500-600	149	NA	NA
600-700	125	NA	NA
700-800	110	105	↑ 5
800-900	NA	NA	NA
900+	NA	NA	NA

Source: Atlantic Stockyard Limited

Weekly Agriculture Market Report



Bob Calves (\$ per head)

Calf	Average Price (03-Dec-20)	Average Price (26-Nov-20)		Change (\$ per head)
Good	127	95	↑	32
Average	30	11	↑	19

Source: Atlantic Stockyard Limited

Lambs (cents per lb)

Lambs (lbs)	Average Price (03-Dec-20)	Average Price (26-Nov-20)		Change (cent per lb)
<50	NA	200		NA
50-64	302	288	↑	14
65-79	314	314	→	0
80-94	317	313	↑	4
95-109	323	NA		NA
>109	NA	NA		NA

Source: Atlantic Stockyard Limited

Weekly Agriculture Market Report



Hogs

	Price (11-Dec-20)	Price (04-Dec-20)		Change
Hog (\$ per 100 kg)	158.97	162.48	↓	-3.51
Weaner (\$ 30lb)	43.00	44.00	↓	-1
Weaner (\$ per lb over)	0.58	0.60	↓	-0.02

Source: PEI Hog Board

Beef (\$ per lb)

	Price (7-Dec-20)	Price (30-Nov-20)		Change (\$ per lb)
AA & AAA	2.25	2.25	→	0

Source: Atlantic Beef Product Inc.

Lamb Dressed Weight (\$ per kg)

	Price (07-Dec-20)	Price (30-Nov-20)		Change (\$ per kg)
New lamb	9.90	9.50	↑	0.4
Mutton	5.00	5.00	→	0

Source: Northumberland Lamb

Weekly Agriculture Market Report






Volume 1 | Issue 30
December 17, 2020

The Weekly Agriculture Market Report provides a summary of agricultural commodity prices. The report is usually published every Friday with updated prices (when available). The report allows monitoring of the weekly changes in agricultural commodity prices. The prices are obtained weekly from several sources.

Notes:

- All figures in Canadian dollars.
- Dates of reporting vary. Weekly reports updated with most recent available prices.
- The Department of Agriculture and Land does not assume any responsibility for errors, omissions or otherwise. The information in this report is for general purposes only. You should not rely on this information for making any business, legal or any other decision.
- FOB means Free on Board

Legend:

-  Price increase
-  No change
-  Price decrease
- NA Not available, or data cannot be used for comparison purposes

Weekly Agriculture Market Report



Grains (\$ per tonne)

	Price (14-Dec-20)	Price (19-Nov-20)		Change (\$ per tonne)
Barley	270	270	→	0
Oats#2	250	250	→	0
Barley Extruded	out of stock	out of stock		NA
Mixed Grain (FOB)	NA	NA		NA
Wheat	305	305	→	0
Corn	320	315	↑	5
Soybean Meal 48%	720	750	↓	-30
Soybean Extruded	650	660	↓	-10
Soybean Roasted	660	670	↓	-10
Soybean Raw	NA	NA		NA

Source: PEI Grains Elevators Corporation

Atlantic Soy Crop (\$ per tonne)

	Price (17-Dec-20)	Price (10-Dec-20)		Change (\$ per tonne)
PEI Average Board Price	503.9	497.82	↑	6.08

Source: Sevita International

Note: Premiums above base price \$40.00-\$91.00/MT depend upon variety and grade

Potatoes (\$ per bag - Avg FOB price)

Bag	Price (16-Dec-20)	Price (09-Dec-20)		Change (\$ per bag)
50 lbs	11.82	9.12	↑	2.7
10 lbs	2.61	2.74	↓	-0.13

Source: PEI Potato Board

Weekly Agriculture Market Report



Eggs - Producer Price (\$ per dozen)

Dozen	Price (29-Nov-20)	Price (29-Nov-20)		Change (\$ per doze)
X-Large	2.25	2.25	→	0
A-Large	2.25	2.25	→	0
A-Medium	2.07	2.07	→	0
A-Small	1.64	1.64	→	0

Source: Egg Farmers of PEI

Feeders (cents per lb)

Steers (lbs)	Average Price (10-Dec-20)	Average Price (03-Dec-20)		Change (cent per lb)
<400	138	174	↓	-36
400-500	NA	NA		NA
500-600	NA	166		NA
600-700	169	164	↑	5
700-800	NA	NA		NA
800-900	NA	NA		NA
900+	NA	NA		NA

Source: Atlantic Stockyard Limited

Heifers (cents per lb)

Heifers (lbs)	Average Price (10-Dec-20)	Average Price (03-Dec-20)		Change (cent per lb)
<400	175	115	↑	60
400-500	88	150	↓	-62
500-600	130	149	↓	-19
600-700	130	125	↑	5
700-800	NA	110		NA
800-900	123	NA		NA
900+	NA	NA		NA

Source: Atlantic Stockyard Limited

Weekly Agriculture Market Report



Bob Calves (\$ per head)

Calf	Average Price (10-Dec-20)	Average Price (03-Dec-20)		Change (\$ per head)
Good	113	127	↓	-14
Average	24	30	↓	-6

Source: Atlantic Stockyard Limited

Lambs (cents per lb)

Lambs (lbs)	Average Price (10-Dec-20)	Average Price (03-Dec-20)		Change (cent per lb)
<50	NA	NA		NA
50-64	328	302	↑	26
65-79	312	314	↓	-2
80-94	322	317	↑	5
95-109	320	323	↓	-3
>109	325	NA		NA

Source: Atlantic Stockyard Limited

Weekly Agriculture Market Report



Hogs

	Price (18-Dec-20)	Price (11-Dec-20)		Change
Hog (\$ per 100 kg)	155.03	158.97	↓	-3.94
Weaner (\$ 30lb)	42.00	43.00	↓	-1
Weaner (\$ per lb over)	0.57	0.58	↓	-0.01

Source: PEI Hog Board

Beef (\$ per lb)

	Price (14-Dec-20)	Price (7-Dec-20)		Change (\$ per lb)
AA & AAA	2.25	2.25	→	0

Source: Atlantic Beef Product Inc.

Lamb Dressed Weight (\$ per kg)

	Price (14-Dec-20)	Price (07-Dec-20)		Change (\$ per kg)
New lamb	10.00	9.90	↑	0.1
Mutton	5.00	5.00	→	0

Source: Northumberland Lamb

Weekly Agriculture Market Report






Volume 1 | Issue 31
December 23, 2020

The Weekly Agriculture Market Report provides a summary of agricultural commodity prices. The report is usually published every Friday with updated prices (when available). The report allows monitoring of the weekly changes in agricultural commodity prices. The prices are obtained weekly from several sources.

Notes:

- All figures in Canadian dollars.
- Dates of reporting vary. Weekly reports updated with most recent available prices.
- The Department of Agriculture and Land does not assume any responsibility for errors, omissions or otherwise. The information in this report is for general purposes only. You should not rely on this information for making any business, legal or any other decision.
- FOB means Free on Board

Legend:

-  Price increase
-  No change
-  Price decrease
- NA Not available, or data cannot be used for comparison purposes

Weekly Agriculture Market Report



Grains (\$ per tonne)

	Price (21-Dec-20)	Price (14-Dec-20)		Change (\$ per tonne)
Barley	270	270	→	0
Oats#2	245	250	↓	-5
Barley Extruded	out of stock	out of stock		NA
Mixed Grain (FOB)	NA	NA		NA
Wheat	305	305	→	0
Corn	315	320	↓	-5
Soybean Meal 48%	720	720	→	0
Soybean Extruded	650	650	→	0
Soybean Roasted	660	660	→	0
Soybean Raw	NA	NA		NA

Source: PEI Grains Elevators Corporation

Atlantic Soy Crop (\$ per tonne)

	Price (23-Dec-20)	Price (17-Dec-20)		Change (\$ per tonne)
PEI Average Board Price	543.49	503.9	↑	39.59

Source: Sevita International

Note: Premiums above base price \$40.00-\$91.00/MT depend upon variety and grade

Potatoes (\$ per bag - Avg FOB price)

Bag	Price (23-Dec-20)	Price (16-Dec-20)		Change (\$ per bag)
50 lbs	9.13	11.82	↓	-2.69
10 lbs	2.77	2.61	↑	0.16

Source: PEI Potato Board

Weekly Agriculture Market Report



Eggs - Producer Price (\$ per dozen)

Dozen	Price (29-Nov-20)	Price (29-Nov-20)		Change (\$ per doze)
X-Large	2.25	2.25	→	0
A-Large	2.25	2.25	→	0
A-Medium	2.07	2.07	→	0
A-Small	1.64	1.64	→	0

Source: Egg Farmers of PEI

Feeders (cents per lb)

Steers (lbs)	Average Price (17-Dec-20)	Average Price (10-Dec-20)		Change (cent per lb)
<400	NA	138		NA
400-500	NA	NA		NA
500-600	NA	NA		NA
600-700	NA	169		NA
700-800	NA	NA		NA
800-900	NA	NA		NA
900+	NA	NA		NA

Source: Atlantic Stockyard Limited

Heifers (cents per lb)

Heifers (lbs)	Average Price (17-Dec-20)	Average Price (10-Dec-20)		Change (cent per lb)
<400	140	175	↓	-35
400-500	NA	88		NA
500-600	NA	130		NA
600-700	NA	130		NA
700-800	135	NA		NA
800-900	NA	123		NA
900+	87	NA		NA

Source: Atlantic Stockyard Limited

Weekly Agriculture Market Report



Bob Calves (\$ per head)

Calf	Average Price (17-Dec-20)	Average Price (10-Dec-20)		Change (\$ per head)
Good	119	113	↑	6
Average	22	24	↓	-2

Source: Atlantic Stockyard Limited

Lambs (cents per lb)

Lambs (lbs)	Average Price (17-Dec-20)	Average Price (10-Dec-20)		Change (cent per lb)
<50	NA	NA		NA
50-64	330	328	↑	2
65-79	305	312	↓	-7
80-94	291	322	↓	-31
95-109	316	320	↓	-4
>109	318	325	↓	-7

Source: Atlantic Stockyard Limited

Weekly Agriculture Market Report



Hogs

	Price (25-Dec-20)	Price (18-Dec-20)		Change
Hog (\$ per 100 kg)	152.13	155.03	↓	-2.9
Weaner (\$ 30lb)	41.00	42.00	↓	-1
Weaner (\$ per lb over)	0.55	0.57	↓	-0.02

Source: PEI Hog Board

Beef (\$ per lb)

	Price (21-Dec-20)	Price (14-Dec-20)		Change (\$ per lb)
AA & AAA	2.25	2.25	→	0

Source: Atlantic Beef Product Inc.

Lamb Dressed Weight (\$ per kg)

	Price (21-Dec-20)	Price (14-Dec-20)		Change (\$ per kg)
New lamb	10.10	10.00	↑	0.1
Mutton	5.00	5.00	→	0

Source: Northumberland Lamb

Weekly Agriculture Market Report






Volume 1 | Issue 32
December 30, 2020

The Weekly Agriculture Market Report provides a summary of agricultural commodity prices. The report is usually published every Friday with updated prices (when available). The report allows monitoring of the weekly changes in agricultural commodity prices. The prices are obtained weekly from several sources.

Notes:

- All figures in Canadian dollars.
- Dates of reporting vary. Weekly reports updated with most recent available prices.
- The Department of Agriculture and Land does not assume any responsibility for errors, omissions or otherwise. The information in this report is for general purposes only. You should not rely on this information for making any business, legal or any other decision.
- FOB means Free on Board

Legend:

-  Price increase
-  No change
-  Price decrease
- NA Not available, or data cannot be used for comparison purposes

Weekly Agriculture Market Report



Grains (\$ per tonne)

	Price (21-Dec-20)	Price (21-Dec-20)		Change (\$ per tonne)
Barley	270	270	→	0
Oats#2	245	245	→	0
Barley Extruded	out of stock	out of stock		NA
Mixed Grain (FOB)	NA	NA		NA
Wheat	305	305	→	0
Corn	315	315	→	0
Soybean Meal 48%	720	720	→	0
Soybean Extruded	650	650	→	0
Soybean Roasted	660	660	→	0
Soybean Raw	NA	NA		NA

Source: PEI Grains Elevators Corporation

Atlantic Soy Crop (\$ per tonne)

	Price (30-Dec-20)	Price (23-Dec-20)		Change (\$ per tonne)
PEI Average Board Price	555.3	543.49	↑	11.81

Source: Sevita International

Note: Premiums above base price \$40.00-\$91.00/MT depend upon variety and grade

Potatoes (\$ per bag - Avg FOB price)

Bag	Price (30-Dec-20)	Price (23-Dec-20)		Change (\$ per bag)
50 lbs	9.58	9.13	↑	0.45
10 lbs	2.65	2.77	↓	-0.12

Source: PEI Potato Board

Weekly Agriculture Market Report



Eggs - Producer Price (\$ per dozen)

Dozen	Price (27-Dec-20)	Price (29-Nov-20)		Change (\$ per doze)
X-Large	2.27	2.25	↑	0.02
A-Large	2.27	2.25	↑	0.02
A-Medium	2.09	2.07	↑	0.02
A-Small	1.66	1.64	↑	0.02

Source: Egg Farmers of PEI

Feeders (cents per lb)

Steers (lbs)	Average Price (17-Dec-20)	Average Price (17-Dec-20)		Change (cent per lb)
<400	NA	NA		NA
400-500	NA	NA		NA
500-600	NA	NA		NA
600-700	NA	NA		NA
700-800	NA	NA		NA
800-900	NA	NA		NA
900+	NA	NA		NA

Source: Atlantic Stockyard Limited

Heifers (cents per lb)

Heifers (lbs)	Average Price (17-Dec-20)	Average Price (17-Dec-20)		Change (cent per lb)
<400	140	140	⇒	0
400-500	NA	NA		NA
500-600	NA	NA		NA
600-700	NA	NA		NA
700-800	135	135	⇒	0
800-900	NA	NA		NA
900+	87	87	⇒	0

Source: Atlantic Stockyard Limited

Weekly Agriculture Market Report



Bob Calves (\$ per head)

Calf	Average Price (17-Dec-20)	Average Price (17-Dec-20)	Change (\$ per head)
Good	119	119	→ 0
Average	22	22	→ 0

Source: Atlantic Stockyard Limited

Lambs (cents per lb)

Lambs (lbs)	Average Price (17-Dec-20)	Average Price (17-Dec-20)	Change (cent per lb)
<50	NA	NA	NA
50-64	330	330	→ 0
65-79	305	305	→ 0
80-94	291	291	→ 0
95-109	316	316	→ 0
>109	318	318	→ 0

Source: Atlantic Stockyard Limited

Weekly Agriculture Market Report



Hogs

	Price (01-Jan-21)	Price (25-Dec-20)		Change
Hog (\$ per 100 kg)	146.49	152.13	↓	-5.64
Weaner (\$ 30lb)	40.00	41.00	↓	-1
Weaner (\$ per lb over)	0.54	0.55	↓	-0.01

Source: PEI Hog Board

Beef (\$ per lb)

	Price (28-Dec-20)	Price (21-Dec-20)		Change (\$ per lb)
AA & AAA	2.25	2.25	→	0

Source: Atlantic Beef Product Inc.

Lamb Dressed Weight (\$ per kg)

	Price (28-Dec-20)	Price (21-Dec-20)		Change (\$ per kg)
New lamb	10.20	10.10	↑	0.1
Mutton	5.00	5.00	→	0

Source: Northumberland Lamb