



HAZARDOUS MATERIALS ASSESSMENT
Access PEI - Summerside
120 Heather Moyse Drive,
Summerside, PE

Prepared For:

PEI Department of Transportation & Infrastructure
P.O. Box 2000
Charlottetown, PE

April 21, 2023

ALL-TECH Project No.: PE22400



ALL-TECH Environmental Services Limited, 70 Nicholas, Unit 4, Charlottetown, PE, C1E 3J5
Phone: (902) 569-0172 Web: <http://www.toalltech.com>

Bedford, NS Sydney, NS St. John, NB Moncton, NB Charlottetown, PE St John's, NL Cornerbrook, NL Gander, NL

EXECUTIVE SUMMARY

ALL-TECH Environmental Services Limited was contracted by the PEI Department of Transportation & Infrastructure (DTI) to conduct a hazardous material assessment for Access PEI Summerside located at 120 Heather Moysse Drive in Summerside, Prince Edward Island.

The purpose of the assessment was to identify hazardous materials within the building which may require safe handling procedures and disposal requirements in accordance with their applicable regulations prior to any planned work, renovations, or demolition and to assist in the Asbestos Management Plan (AMP) of any in place asbestos containing materials (ACM).

This report has been prepared to document the identities, usages and locations of any designated substances and hazardous materials identified within the building.

The on-site assessment was conducted in January 2023. During the assessment hazardous materials including asbestos and lead (paint) were sampled. In addition, lamp ballasts and electrical transformers were visually assessed for Polychlorinated Biphenyls (PCBs) and reported if identified.

Based on the findings from the Hazardous Materials Assessment, the following conclusions and recommendations are presented.

A summary of the Hazardous Materials identified within the building is provided below in Table A based on our assessment as well as safe handling requirements. Areas identified with visually same ACM materials are outlined in Appendix III Site drawing with ACM locations.

Asbestos containing parging cement on fittings noted in the building are not wrapped and are noted in fair condition and has been identified in the Summary of ACM conditions and action report in Appendix IV. Floor plans have been added to Appendix III to assist in locating these areas.

Assessment Summary of ACM conditions and action report is outlined in Appendix IV and shall be used in conjunction with PEI Department of Transportation & Infrastructure's Asbestos Management Plan (2023) and shall be subject to annual review.

Other hazardous materials identified through sampling or visual assessment are noted in section 4 and are summarized in Appendix V.

Upon review of this report and based on any planned work, renovations or demolition, a full scope of work should be developed. This scope of work will be dependent upon which materials need to be disturbed or removed prior to the renovations. Should ACM not require disturbance or removal, then those identified shall remain in place and be part of the Management Plan.

TABLE A
Summary of Hazardous Materials for Management Plan
Access PEI Summerside

Hazardous Materials	Description / Comments	Safe Handling Requirements	Disposal Requirements
ASBESTOS	Asbestos containing mechanical insulation. (Parging cement on mechanical pipe fittings)	Licensed contractor to obtain work permit prior to handling from PEI Dept. of WCB/OSH Division and all other pertinent sections of the <i>Occupational Health and Safety Act</i> R.S.P.E.I.	Regulatory approval from PEIELJ Disposal at approved facility such as EPWMF in Wellington, PEI
LEAD PAINT	Beige paint on door trim / (Main floor)	TDG – manifest Trained personnel in the safe handling of lead coated surfaces and all other pertinent sections of the <i>Occupational Health and Safety Act</i> R.S.P.E.I.	Regulatory approval from PEIELJ Additional analysis required for TCLP for disposal purposes, if required.
	Blue wall paint / (Main floor)		
SILICA	Presumed in the following building components: <ul style="list-style-type: none"> • Concrete base structure (exterior) • Poured or pre-cast concrete (main and penthouse floors) • Interior concrete block walls / mortar 	Trained personnel in the safe handling of silica dust and all other pertinent sections of the <i>Occupational Health and Safety Act</i> R.S.P.E.I.	Regulatory approval from PEIELJ
MERCURY	fluorescent lamp tubes	Do not break lamps or separate liquid mercury from components	Recycle and reclaim mercury from fluorescent lamps when taken out of service. Mercury is classified as a hazardous waste and must be disposed of in accordance with applicable Regulations.

This summary should not be used alone. The report must be read in its entirety.



Larry Koughan, CET, CRSP
Project Principal
ALL-TECH Environmental Services Limited

Table of Contents

SITE / CLIENT INFORMATION	1
1 INTRODUCTION.....	1
1.1 SURVEY OBJECTIVES.....	1
1.2 BACKGROUND BUILDING INFORMATION	2
2 REGULATIONS & GUIDELINES	2
2.1 ASBESTOS.....	3
2.2 LEAD	3
2.3 POLYCHLORINATED BIPHENYLS (PCB's)	4
3 METHODOLOGY	4
3.1 ASBESTOS.....	5
3.2 LEAD	5
3.3 POLYCHLORINATED BIPHENYLS	5
4 ASSESSMENT FINDINGS	6
4.1 ASBESTOS.....	6
4.1.1 Texture Coat Finishes.....	6
4.1.2 Pipe Insulation.....	6
4.1.3 Duct Insulation	7
4.1.4 Mechanical Equipment Insulation.....	7
4.1.5 Plaster.....	7
4.1.6 Drywall Joint Compound	7
4.1.7 Vinyl Sheet Flooring.....	8
4.1.8 Vinyl Floor Tiles.....	8
4.1.9 Ceiling Tiles.....	10
4.1.10 Other Building Materials	10
4.2 LEAD-BASED PAINTS.....	10
4.3 POLYCHLORINATED BIPHENYLS (PCB's)	12
4.3.1 Lighting Lamp Ballasts	13
4.3.2 Transformers.....	13
4.4 SILICA.....	13
4.5 MERCURY	13
4.5.1 Lighting.....	13
4.5.2 Mercury Containing Devices	13
5 SUMMARY OF HAZARDOUS MATERIALS.....	13

6	ON-GOING MANAGEMENT & MAINTENANCE.....	15
6.1	Asbestos.....	15
6.2	Lead.....	16
6.3	Silica	16
6.4	Mercury.....	16
7	DISCLAIMER.....	16

Appendix I	Laboratory Certificate of Analysis – Asbestos PLM Samples
Appendix II	Laboratory Certificate of Analysis – Lead Paint Samples
Appendix III	Site Drawings with sample locations and ACM locations
Appendix IV	Summary of ACM conditions report
Appendix V	Summary of other Hazardous Materials report

SITE / CLIENT INFORMATION

Project No:	PE22400
Assessment Date:	January 2023
Client Name:	PEI Department of Transportation & Infrastructure
Address:	Access PEI, Summerside 120 Heather Moyse Drive Summerside, PE

1 INTRODUCTION

ALL-TECH Environmental Services Limited was contracted by the PEI Department of Transportation & Infrastructure (DTI) to conduct a hazardous material assessment for Access PEI Summerside located at 120 Heather Moyse Drive in Summerside, Prince Edward Island.

The purpose of the assessment was to identify hazardous materials within the building which may require safe handling procedures and disposal requirements in accordance with their applicable regulations prior to any planned work, renovations, or demolition and to assist in the Asbestos Management Plan (AMP) of any in place asbestos containing materials (ACM).

This report has been prepared to document the identities, usages and locations of any designated substances and hazardous materials identified within the building.

The on-site assessment was conducted in January 2023. During the assessment hazardous materials including asbestos and lead (paint) were sampled. In addition, lamp ballasts and electrical transformers were visually assessed for Polychlorinated Biphenyls (PCBs) and reported if identified.

1.1 SURVEY OBJECTIVES

The scope of the survey was to conduct a non-destructive assessment to identify asbestos, lead, and PCBs within the subject building as well as any other suspect hazardous materials if encountered. ALL-TECH inspected both interior and exterior spaces of the subject building to determine whether designated substances and hazardous materials were present. Representative sampling for suspect asbestos and lead paint materials was conducted as required based on industry standards and the consultant's experience.

1.2 BACKGROUND BUILDING INFORMATION

TABLE 1 BUILDING FRAMEWORK	
Building Use	Government offices
Number of Floors	2 floors
Total Area	Approximately 3,174 m ²
Year of Construction	1975
Structure	Steel; concrete
Exterior Cladding	Wood; concrete
HVAC	Fiberglass insulation or non-insulated
Roof	Not assessed
Flooring	Vinyl sheet flooring, vinyl floor tiles , carpet
Interior Walls	Drywall
Ceilings	Suspended ceiling tiles; drywall

2 REGULATIONS & GUIDELINES

A summary table (Table 2) is provided for the applicable regulations, policies, codes, and / or guidelines of hazardous materials assessed for the purpose of this report. This information was used as reference to assess suspect hazardous materials and make recommendations based on the findings.

TABLE 2 SUMMARY OF REGULATORY FRAMEWORK	
ASBESTOS	<ul style="list-style-type: none"> ▪ <i>Occupational Health and Safety Act R.S.P.E.I.</i> 1988, Cap. O-1.01 General Regulations – Part 49 (Including any amendments to May 2021). ▪ Guide to Asbestos Management, Workers Compensation Board of PEI. ▪ <i>Environmental Protection Act Chapter E-9 Waste Management Regulations</i>, Prince Edward Island ▪ Transportation of Dangerous Goods Act (TDGA)
LEAD	<ul style="list-style-type: none"> ▪ Hazardous Products Act ▪ Prince Edward Island Department of Environment, Labour and Justice (PEIELJ) ▪ Transportation of Dangerous Goods Act (TDGA) ▪ The Environmental Abatement Council of Canada (EACC) Lead Guideline for Construction, Renovation, Maintenance or Repair. ▪ Surface Coating Materials Regulations, SOR/2016-193, Canada Consumer Product Safety Act.
PCB's	<ul style="list-style-type: none"> ▪ Environmental Contaminants Act, Chlorophenyl Regulations ▪ Environment Canada – "Identification of Lamp Ballasts Containing PCB's," report EPS 2/CC/2 (revised) August 1991 ▪ PCB Regulations, SOR/2008-273, Canadian Environmental Protection Act.

2.1 ASBESTOS

Asbestos materials can be found in one of two forms: friable asbestos or a non-friable type. Friable asbestos material refers to material that when dry, can be crumbled, pulverized, or reduced to a powder by hand pressure. This type of asbestos material is hazardous due to its potential to become airborne, if damaged or disturbed.

Friable asbestos building products used that have been used in the past are sprayed acoustic and fire protection insulation which were installed on mechanical room ceilings, building structures, ceiling finishes, etc., and mechanical insulation on piping, tanks, boilers, vessels, etc. Some non-friable building products are vinyl acoustic floor tiles, gaskets, transite panels, piping, and shingles.

Non-friable materials if handled improperly during removal or renovations, such as cutting transite panels with an electrical tool, can cause high fiber releases.

Asbestos is classified as a hazardous material under the TDGA and must adhere to specific requirements for transfer including but not limited to waste transfer manifests and proper placards. All asbestos waste must be disposed of at an approved municipal solid waste disposal site. Recent changes from the Prince Edward Island's Department of Environment's Environmental Protection Act, Waste Resource Management Regulations have defined asbestos as "special waste" as asbestos containing materials containing 1% or greater by weight for the purpose of disposal.

All work should be carried out by personnel trained and licensed with the provincial department of the Workers Compensation Board / Occupational Health and Safety Division for asbestos abatement.

2.2 LEAD

Lead in paints is regulated under the Canadian Environmental Protection Act (CEPA) as published in Canada Gazette Part II. The lead content limit has been set to 600 mg/kg (0.06 percent by weight) for surface coating materials.

Any disturbance or removal of lead-based materials which may generate lead dust shall have to conform to the federal and provincial Occupational Health and Safety Act and Regulations. All work should be carried out by personnel trained in the safe handling of lead-based paint coatings and shall be trained in the use of respirators and be properly fit tested.

PEIELJ has established guidelines that restrict hazardous materials from municipal landfills and Construction and Demolition (C&D) waste disposal sites which potentially may migrate / leach into groundwater and cause adverse environmental impacts. Lead coated surfaces may leach from their base materials into soil and subsequent groundwater. PEIELJ has established guidelines that materials containing 1000 mg/kg or 0.1% lead by weight shall be classified as lead-based paints. If materials are

found to be above this guideline and require removal and disposal, then the materials must undergo leachate testing to assess total concentrations which could potentially leach into the ground soil and groundwater. Presently provincial requirements for lead leachate testing shall not exceed 5 mg/L. Disposal criteria for lead containing paints are based on total and leachable concentrations are as follows:

- Materials with total lead concentrations below the applicable Total guidelines can be disposed of at any C&D disposal site.
- Materials with *total lead concentrations above* the applicable Total guidelines and *leachable lead concentrations below* the applicable Leachate guidelines must be disposed of at an approved municipal solid waste landfill that has a composite liner and leachate collection system (i.e., East Prince Waste Management Facility in Wellington, PEI). A waste generator permit must first be approved and obtained by PEIELJ.
- Materials with total and leachable lead concentrations above provincial guidelines must be transported to an approved hazardous waste disposal site.

Materials with leachable lead concentrations above provincial guidelines must be manifested as dangerous goods during transport under the federal TDGA. Hazardous materials that are being disposed of out of province must comply with Interprovincial Movement of Hazardous Waste Regulations under the Canadian Environmental Protection Act (CEPA).

2.3 POLYCHLORINATED BIPHENYLS (PCB's)

In 1976, the Canadian Environment Contaminants Act passed regulations which prohibited the use of PCBs in transformer equipment. Under the same Act, the Chlorophenyl Regulations No. 1, states that PCBs cannot be used as a constituent of electrical capacitors, electrical transformers and associated electrical equipment manufactured in or imported into Canada after July 1, 1980.

There is currently no regulatory requirement to remove in-use PCBs from service. However, should suspect PCB containing light ballasts be removed from service, they should be treated as PCB waste or if confirmed to contain PCB oil in excess of 0.5 kg.

3 METHODOLOGY

The scope of work for the survey was to visually identify controlled hazardous materials for the safe handling and disposal of hazardous materials prior to renovations within the building. Where visual identification of asbestos containing materials and lead based paints were suspected but unable to be determined, samples were collected and sent to an approved laboratory for analysis.

There was limited destructive testing of structural members (i.e., walls, flooring) during the assessment. Where accessible, areas above ceiling cavities and behind walls were visually assessed to identify potentially concealed hazardous materials.

3.1 ASBESTOS

Using standard bulk sampling methodologies, representative suspect asbestos containing materials were sampled from ceiling & wall finishes, floor coverings, located throughout the building. Samples were placed in sealed plastic bags, labelled and a chain of custody form completed to be forwarded to IATL Laboratory via courier for analysis.

The asbestos assessment involved a visual investigation of suspect materials for the presence of asbestos containing materials. If these materials were suspected to contain asbestos, a bulk sample was collected of the representative material to be analysed with Polarized Light Microscopy.

It should be noted that asbestos containing materials may be present behind unrevealed areas. During demolition of these materials, precautions should be taken such as the use of personal protective equipment in the event of exposing concealed asbestos materials. If suspect materials are revealed, have them tested immediately.

3.2 LEAD

During the assessment, suspect lead-based paints were sampled from surfaces as determined by the consultant. Where practical, all layers of paint were removed and placed in sealed plastic bags, labelled and a chain of custody form completed to be forwarded to IATL Laboratory via courier for analysis.

3.3 POLYCHLORINATED BIPHENYLS

During the assessment, suspect PCB containing light ballasts were examined for PCB identification or by recording serial numbers for reference. Ballasts were inspected and manufacturers name, date and serial numbers were recorded when visible. The manufacturers identification numbers were then compared to Environment Canada's "Identification of Lamp Ballasts Containing PCB's," Report EPS 2/CC/2 9(revised), August 1991.

It should be noted that the assessment did not include the sampling / testing or analysis of the suspect PCB containing materials.

4 ASSESSMENT FINDINGS

4.1 ASBESTOS

During the survey, the consultant collected individual bulk material samples of suspect ACMs within the structure. Laboratory analysis certificates are presented in Appendix I.

A total of thirty-eight (38) bulk material samples were collected within the building during the survey. Some of these samples such as tile floor coverings and joint compounds were separated and a total of forty-seven (47) samples were analyzed. Of the 47 samples analyzed, four (4) were found to be asbestos containing.

Other materials such as pipe and duct insulations visually identified as fiberglass insulation were noted and not sampled.

For details on approximate quantities, condition, friability, accessibility and locations of hazardous materials; refer to the Summary of ACM conditions report in Appendix IV.

Individual items sampled and ACM materials identified are itemized in each sub-section below.

4.1.1 Texture Coat Finishes

Texture coat finishes were not observed or reported	
---	--

4.1.2 Pipe Insulation

ACM paring cement is present on pipe fittings as identified through various samples within the building. A total of four (4) paring cement samples were collected and all were found to contain **70% - 80% Chrysotile Asbestos**.

Straight sections of pipe are insulated with fibreglass insulation as identified through visual observations (see P2).




Photo 1





Photo 2

4.1.3 Duct Insulation

Duct insulation was covered with fiberglass insulation or no-insulated. No suspect asbestos coverings were noted or reported.



4.1.4 Mechanical Equipment Insulation

Upgraded mechanical equipment in place in boiler room level (photo 1). No insulated covering on boiler system (photo 2).



Photo 1



4.1.5 Plaster

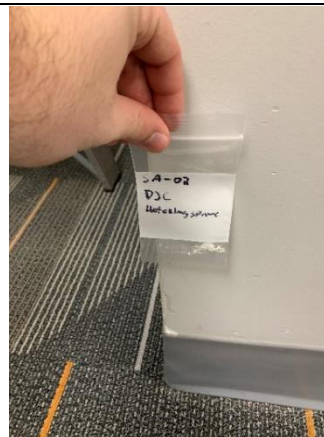
No plaster walls or ceilings were noted or reported within the building.

4.1.6 Drywall Joint Compound

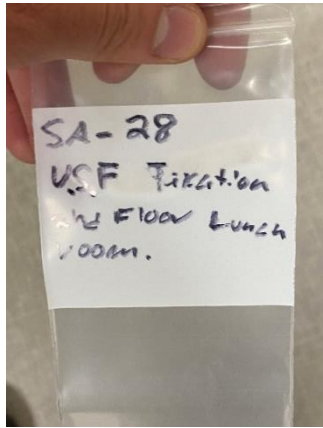
Drywall joint compound walls and ceilings were noted and sampled in various random locations throughout the building.

Representative sampling was completed on each floor of the building.

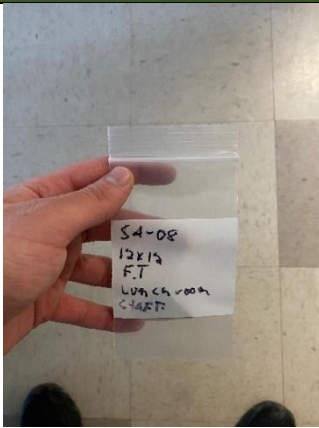
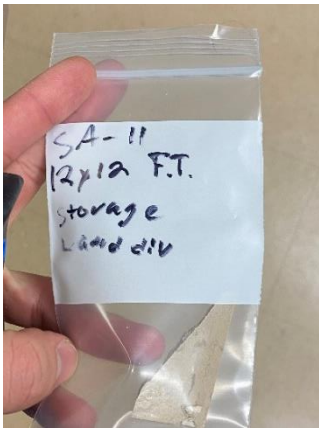
A total of thirteen (13) joint compound samples were collected during the assessment. None of the samples were found to contain asbestos.

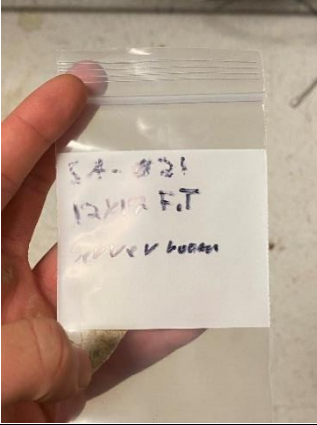
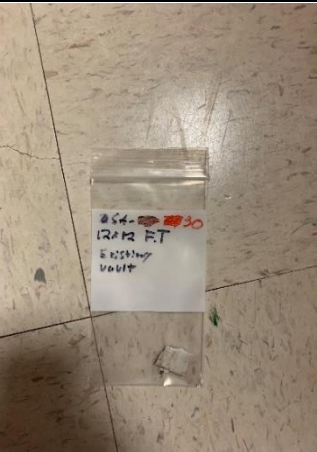
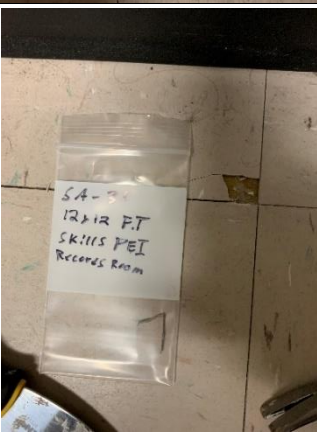


4.1.7 Vinyl Sheet Flooring

Sample No.:	Flooring Description	Location	Asbestos Type / Content (%)	Photo
SA-28	Grey/white vinyl sheet flooring with clear mastic	2 nd Floor Lunchroom	None Detected in flooring or mastic	

4.1.8 Vinyl Floor Tiles

Sample No.:	Flooring Description	Location	Asbestos Type / Content (%)	Photo
SA-08	12" x 12" Beige/tan vinyl floor tile with yellow mastic	Staff Lunch room	None Detected in floor tile or mastic	
SA-11	12" x 12" Light tan vinyl floor tile with yellow mastic	Inspectors Office	None Detected in floor tile or mastic	

SA-21	12" x 12" White floor tile with yellow mastic	2 nd Level LAN Room	None Detected in floor tile or mastic	
SA-30	12" x 12" White/grey floor tile with black and yellow mastic	2 nd Level Existing Vault	None Detected in floor tile or mastic	
SA-31	12" x 12" Off-white floor tile with yellow mastic	2 nd Level Skills PEI Records	None Detected in floor tile or mastic	

4.1.9 Ceiling Tiles

In-lay acoustic ceiling tiles were observed and sampled in various random locations throughout the building.

The ceiling tiles were observed as both fissure and dotted designs throughout.

A total of fifteen (15) ceiling tile samples were collected during the assessment. None of the samples were found to contain asbestos.

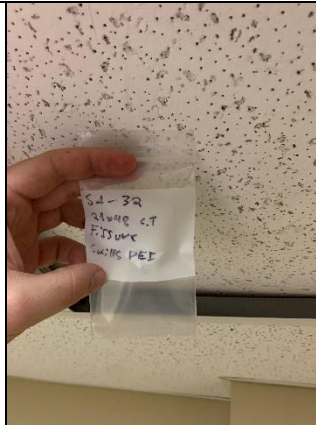


Photo 1

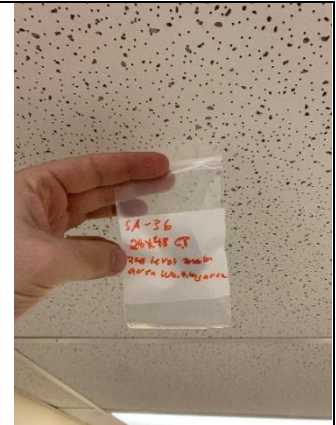


Photo 2

4.1.10 Other Building Materials

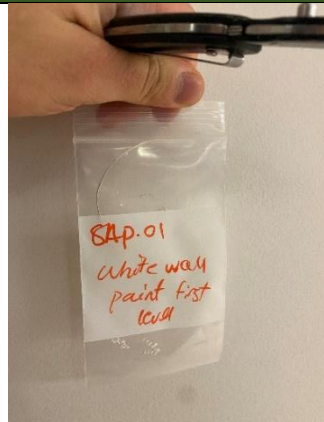
Previous sample assessment results conducted in 2016 by ALL-TECH has identified roofing tar as an asbestos containing material. This material was reported to contain **10% chrysotile asbestos**. Tar paper underneath shingle area was reported as a non-asbestos containing material.



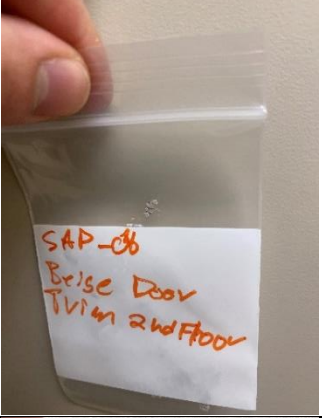
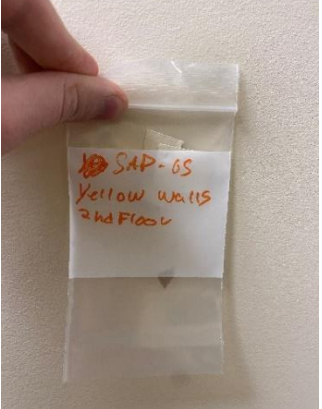
4.2 LEAD-BASED PAINTS

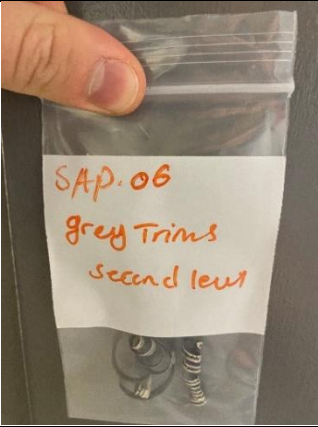
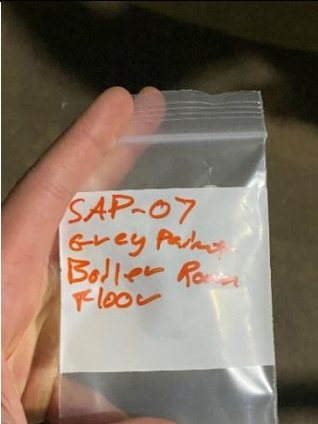
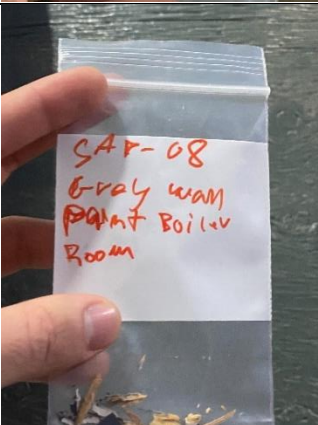
Based on the age of the buildings, lead based paints were sampled. A total of eight (8) painted surface coatings were sampled within the building and sent to the laboratory for analysis for lead in paint.

Based on the assessment findings, two (2) of the paint layers sampled exceeded CEPA guidelines of 0.06 percent by weight for surface coating materials. Exceedances are noted in bold red in table below.

Laboratory analysis certificate is presented in Appendix II.

Sample No.:	Colour / Substrate Description	Location	Lead Content (%)	Photo
SAP-01	White paint / Wall surface	1 st Level	< 0.014	

SAP-02	Beige Paint / Wood door trim	1 st Level	0.11	
SAP-03	Blue paint / Wall surface	1 st Level	0.066	
SAP-04	Beige Paint / Door Trim	2 nd Level	< 0.014	
SAP-05	Yellow Paint / Wall surface	2 nd Level	<0.0078	

SAP-06	Grey paint / Trim	2 nd Level	0.041	
SAP-07	Grey paint / Concrete floor	Boiler Room	0.0058	
SAP-08	Grey paint / Concrete wall	Boiler Room	<0.0072	

4.3 POLYCHLORINATED BIPHENYLS (PCB's)

Newer in-lay light fixtures were observed throughout the building. Typical ballasts found and reported are noted below in section 4.3.1. Manufacturer's labels were marked as non-PCB containing.

Through referencing and markings on lamp ballasts, it was determined that the ballasts observed on site are non-PCB containing.

4.3.1 Lighting Lamp Ballasts

Photo 1 – Advance Transformer Co. Lamp Ballasts – Ballasts marked as No PCB's.

Photo 2 – Typical in-lay light fixtures for these ballasts.



Photo 1



Photo 2

4.3.2 Transformers

Electrical transformers were not found or reported during the assessment.

4.4 SILICA

Crystalline silica is a presumed component of the following materials:

- Concrete base structure (exterior)
- Poured or pre-cast concrete (main and penthouse floors)
- Interior concrete block walls / mortar

4.5 MERCURY

4.5.1 Lighting

Mercury vapour is present in fluorescent lamp tubes.

4.5.2 Mercury Containing Devices

No mercury containing thermostats ampules were reported.

5 SUMMARY OF HAZARDOUS MATERIALS

A summary of the Hazardous Materials identified within the building is provided below in Table 3 based on our assessment as well as safe handling requirements. Areas identified with visually same ACM materials are outlined in Appendix III Site drawing with ACM locations.

Asbestos containing parging cement on fittings noted in the building are not wrapped and are noted in fair condition and has been identified in the Summary of ACM conditions and action report in Appendix IV. Floor plans have been added to Appendix III to assist in locating these areas.

Assessment Summary of ACM conditions and action report is outlined in Appendix IV and shall be used in conjunction with PEI Department of Transportation & Infrastructure’s Asbestos Management Plan (2023) and shall be subject to annual review.

Other hazardous materials identified through sampling or visual assessment are noted in section 4 and are summarized in Appendix V.

Upon review of this report and based on any planned work, renovations or demolition, a full scope of work should be developed. This scope of work will be dependent upon which materials need to be disturbed or removed prior to the renovations. Should ACM not require disturbance or removal, then those identified shall remain in place and be part of the Management Plan.

TABLE 3
Summary of Hazardous Materials for Management Plan
Access PEI Summerside

<i>Hazardous Materials</i>	<i>Description / Comments</i>	<i>Safe Handling Requirements</i>	<i>Disposal Requirements</i>
ASBESTOS	Asbestos containing mechanical insulation. (Parging cement on mechanical pipe fittings)	Licensed contractor to obtain work permit prior to handling from PEI Dept. of WCB/OSH Division and all other pertinent sections of the <i>Occupational Health and Safety Act</i> R.S.P.E.I.	Regulatory approval from PEIELJ Disposal at approved facility such as EPWMF in Wellington, PEI
LEAD PAINT	Beige paint on door trim / (Main floor) Blue wall paint / (Main floor)	TDG – manifest Trained personnel in the safe handling of lead coated surfaces and all other pertinent sections of the <i>Occupational Health and Safety Act</i> R.S.P.E.I	Regulatory approval from PEIELJ Additional analysis required for TCLP for disposal purposes, if required.
SILICA	Presumed in the following building components: <ul style="list-style-type: none"> • Concrete base structure (exterior) • Poured or pre-cast concrete (main and penthouse floors) • Interior concrete block walls / mortar 	Trained personnel in the safe handling of silica dust and all other pertinent sections of the <i>Occupational Health and Safety Act</i> R.S.P.E.I	Regulatory approval from PEIELJ

MERCURY	fluorescent lamp tubes	Do not break lamps or separate liquid mercury from components	Recycle and reclaim mercury from fluorescent lamps when taken out of service. Mercury is classified as a hazardous waste and must be disposed of in accordance with applicable Regulations.
----------------	------------------------	---	---

6 ON-GOING MANAGEMENT & MAINTENANCE

The following recommendations are made regarding on-going management and maintenance work involving the hazardous materials identified.

Perform a detailed intrusive assessment prior to building renovation or demolition operations. The assessment should include; destructive testing (e.g., coring and/or removal of building finishes and components), and other materials not previously tested (e.g., roofing materials).


6.1 Asbestos

Ensure policies and procedures outlined in the buildings Asbestos Management Plan (AMP) are followed when conducting asbestos-related work at this facility.

Perform a re-assessment of asbestos-containing materials (ACM) on an annual basis. The next reassessment of ACM should be performed prior to April 2024 to remain in compliance.

Remove ACM prior to alteration or maintenance work if ACM may be disturbed by the work. Follow appropriate asbestos precautions for the classification of work being performed.

Asbestos-containing materials must be disposed of at a landfill approved to accept asbestos waste.

<p>Update the asbestos inventory upon completion of the abatement and removal of asbestos-containing materials and any other relevant findings. Upon completion, update mechanical and pipe insulation that have been re-insulated with Asbestos Free labelling (figure 1).</p>	
<p>Figure 1</p>	

6.2 Lead

For lead-containing or lead-based paints (i.e., greater than the CEPA guidelines of 600 mg/kg (0.06 percent by weight) for surface coating materials, work procedures, engineering controls and personal protective equipment should be assessed on a site-specific basis to comply with Occupational Health and Safety regulations and Lead guidelines.

Dispose of painted materials exceeding the criteria for leachable lead as hazardous waste.

6.3 Silica

Disturbance of silica-containing products during maintenance activities may result in excessive exposures to airborne silica, especially if performed indoors and dry. Cutting, grinding, drilling or demolition of materials containing silica should be completed only with proper respiratory protection and other worker safety precautions that comply with applicable regulations and guidelines.

6.4 Mercury

Do not break lamps or separate liquid mercury from components. Recycle and reclaim mercury from fluorescent lamps and thermostats when taken out of service. Mercury is classified as a hazardous waste and must be disposed of in accordance with applicable regulations.

7 DISCLAIMER

The recommendations detailed in this report were carried out in a manner consistent with the level of care and skill normally exercised by reasonable members of the environmental and industrial hygiene consulting profession currently practicing under similar conditions in the area.

In preparing this report, ALL-TECH Environmental Services Limited relied on information supplied by others, including independent laboratories, and testing services. Except as expressly set out in this report, we have not made any independent verification of such information.

The recommendations in this report have been made in the context of existing industry accepted guidelines which were in place at the date of this report.

We trust this information is beneficial for assisting you in better understanding the process that has been carried out as well as the benefits and limitations of air sample results.

Should you have any questions or concerns pertaining to this report, please contact the undersigned directly.



Larry G. Koughan, CET, CRSP
Senior Project Consultant



APPENDIX I

Laboratory Certificate of Analysis – Asbestos PLM Samples

CERTIFICATE OF ANALYSIS

Client: ALL-TECH Environmental Services Limited
20 Duke St., Suite 109
Bedford NS B4A 2Z5

Client: ALL131

Report Date: 1/14/2023
Report No.: 675961 - PLM
Project: Summerside Access PEI
Project No.: PE22400

PLM BULK SAMPLE ANALYSIS SUMMARY

Lab No.: 7550965 **Analyst Observation:** Beige/White Ceiling Tile
Client No.: SA-01 **Client Description:** 24x24 Ceiling Tile Flat **Location:** Hoteling Space
Facility:
Percent Asbestos: Percent Non-Asbestos Fibrous Material: Percent Non-Fibrous Material:
None Detected 55 Cellulose 40
5 Mineral Wool

Lab No.: 7550966 **Analyst Observation:** White Joint Compound
Client No.: SA-02 **Client Description:** Drywall Joint Compound **Location:** Hoteling Space
Facility:
Percent Asbestos: Percent Non-Asbestos Fibrous Material: Percent Non-Fibrous Material:
None Detected None Detected 100


Lab No.: 7550967 **Analyst Observation:** Beige/White Ceiling Tile
Client No.: SA-03 **Client Description:** 24x48 Ceiling Tile **Location:** Main Public Area
Facility:
Percent Asbestos: Percent Non-Asbestos Fibrous Material: Percent Non-Fibrous Material:
None Detected 50 Cellulose 35
15 Mineral Wool


Lab No.: 7550968 **Analyst Observation:** White Joint Compound
Client No.: SA-04 **Client Description:** Drywall Joint Compound **Location:** Main Public Area
Facility:
Percent Asbestos: Percent Non-Asbestos Fibrous Material: Percent Non-Fibrous Material:
None Detected None Detected 100

Lab No.: 7550968(L2) **Analyst Observation:** Beige Joint Compound
Client No.: SA-04 **Client Description:** Drywall Joint Compound **Location:** Main Public Area
Facility:
Percent Asbestos: Percent Non-Asbestos Fibrous Material: Percent Non-Fibrous Material:
None Detected None Detected 100

Lab No.: 7550969 **Analyst Observation:** White Joint Compound
Client No.: SA-05 **Client Description:** Drywall Joint Compound **Location:** Main Public Area
Facility:
Percent Asbestos: Percent Non-Asbestos Fibrous Material: Percent Non-Fibrous Material:
None Detected None Detected 100

Please refer to the Appendix of this report for further information regarding your analysis.

Date Received: 1/9/2023
Date Analyzed: 01/13/2023
Signature: 
Analyst: Christopher Riffe

Approved By: 
Frank E. Ehrenfeld, III
Laboratory Director

CERTIFICATE OF ANALYSIS

Client: ALL-TECH Environmental Services Limited
20 Duke St., Suite 109
Bedford NS B4A 2Z5

Client: ALL131

Report Date: 1/14/2023
Report No.: 675961 - PLM
Project: Summerside Access PEI
Project No.: PE22400

PLM BULK SAMPLE ANALYSIS SUMMARY

Lab No.: 7550970 Client No.: SA-06 <u>Percent Asbestos:</u> <i>None Detected</i>	Analyst Observation: Beige Joint Compound Client Description: Drywall Joint Compound <u>Percent Non-Asbestos Fibrous Material:</u> None Detected	Location: Meeting Room Facility: <u>Percent Non-Fibrous Material:</u> 100
Lab No.: 7550971 Client No.: SA-07 <u>Percent Asbestos:</u> <i>None Detected</i>	Analyst Observation: Beige/White Ceiling Tile Client Description: 24x48 Ceiling Tile Dotted <u>Percent Non-Asbestos Fibrous Material:</u> 50 Cellulose 20 Mineral Wool	Location: Corridor Outside Washrooms Facility: <u>Percent Non-Fibrous Material:</u> 30
Lab No.: 7550972 Client No.: SA-08 <u>Percent Asbestos:</u> <i>None Detected</i>	Analyst Observation: Beige/Tan Floor Tile Client Description: 12x12 Floor Tile <u>Percent Non-Asbestos Fibrous Material:</u> None Detected	Location: Staff Lunch Room Facility: <u>Percent Non-Fibrous Material:</u> 100
Lab No.: 7550972(L2) Client No.: SA-08 <u>Percent Asbestos:</u> <i>None Detected</i>	Analyst Observation: Clear Yellow Mastic Client Description: 12x12 Floor Tile <u>Percent Non-Asbestos Fibrous Material:</u> None Detected	Location: Staff Lunch Room Facility: <u>Percent Non-Fibrous Material:</u> 100
Insufficient material provided to verify results.		
Lab No.: 7550973 Client No.: SA-09 <u>Percent Asbestos:</u> <i>None Detected</i>	Analyst Observation: Beige/White Ceiling Tile Client Description: 24x48 Ceiling Tile <u>Percent Non-Asbestos Fibrous Material:</u> 50 Cellulose 20 Mineral Wool	Location: Staff Lunch Room Facility: <u>Percent Non-Fibrous Material:</u> 30
Lab No.: 7550974 Client No.: SA-10 <u>Percent Asbestos:</u> <i>None Detected</i>	Analyst Observation: Beige/White Ceiling Tile Client Description: 24x48 Fissure Ceiling Tile <u>Percent Non-Asbestos Fibrous Material:</u> 60 Cellulose 5 Mineral Wool	Location: Corridor Outside Washrooms Facility: <u>Percent Non-Fibrous Material:</u> 35

Please refer to the Appendix of this report for further information regarding your analysis.

Date Received: 1/9/2023
Date Analyzed: 01/13/2023
Signature:
Analyst: Christopher Riffe

Approved By:
Frank E. Ehrenfeld, III
Laboratory Director

CERTIFICATE OF ANALYSIS

Client: ALL-TECH Environmental Services Limited
20 Duke St., Suite 109
Bedford NS B4A 2Z5

Client: ALL131

Report Date: 1/14/2023
Report No.: 675961 - PLM
Project: Summerside Access PEI
Project No.: PE22400

PLM BULK SAMPLE ANALYSIS SUMMARY

Lab No.: 7550975 **Analyst Observation:** Lt Tan Floor Tile **Location:** Inspectors Office
Client No.: SA-11 **Client Description:** 12x12 Floor Tile **Facility:**
Percent Asbestos: Percent Non-Asbestos Fibrous Material: Percent Non-Fibrous Material:
None Detected None Detected 100

Lab No.: 7550975(L2) **Analyst Observation:** Clear/Yellow Mastic **Location:** Inspectors Office
Client No.: SA-11 **Client Description:** 12x12 Floor Tile **Facility:**
Percent Asbestos: Percent Non-Asbestos Fibrous Material: Percent Non-Fibrous Material:
None Detected None Detected 100

Insufficient material provided to verify results.


Lab No.: 7550976 **Analyst Observation:** Beige/White Ceiling Tile **Location:** Land Div
Client No.: SA-12 **Client Description:** 24x48 Fissure Ceiling Tile **Facility:**
Percent Asbestos: Percent Non-Asbestos Fibrous Material: Percent Non-Fibrous Material:
None Detected 50 Cellulose 30
20 Mineral Wool


Lab No.: 7550977 **Analyst Observation:** White Joint Compound **Location:** Ag Land Div
Client No.: SA-13 **Client Description:** Drywall Joint Compound **Facility:**
Percent Asbestos: Percent Non-Asbestos Fibrous Material: Percent Non-Fibrous Material:
None Detected None Detected 100

Lab No.: 7550978 **Analyst Observation:** Beige/White Ceiling Tile **Location:** Chris Reeves Office
Client No.: SA-14 **Client Description:** 24x48 Fissure Ceiling Tile **Facility:**
Percent Asbestos: Percent Non-Asbestos Fibrous Material: Percent Non-Fibrous Material:
None Detected 50 Cellulose 30
20 Mineral Wool

Lab No.: 7550979 **Analyst Observation:** White Joint Compound **Location:** Desiree Gallant Office
Client No.: SA-15 **Client Description:** Drywall Joint Compound **Facility:**
Percent Asbestos: Percent Non-Asbestos Fibrous Material: Percent Non-Fibrous Material:
None Detected None Detected 100

Please refer to the Appendix of this report for further information regarding your analysis.

Date Received: 1/9/2023
Date Analyzed: 01/13/2023
Signature: 
Analyst: Christopher Riffe

Approved By: 
Frank E. Ehrenfeld, III
Laboratory Director

CERTIFICATE OF ANALYSIS

Client: ALL-TECH Environmental Services Limited
20 Duke St., Suite 109
Bedford NS B4A 2Z5

Client: ALL131

Report Date: 1/14/2023
Report No.: 675961 - PLM
Project: Summerside Access PEI
Project No.: PE22400

PLM BULK SAMPLE ANALYSIS SUMMARY

Lab No.: 7550980
Client No.: SA-16

Analyst Observation: White/Off-White Ceiling Tile
Client Description: 24x48 Ceiling Tile Dotted

Location: 2nd Level Cubicles Beside
Waiting Room
Facility:

Percent Asbestos:
None Detected

Percent Non-Asbestos Fibrous Material:
55 Cellulose
15 Mineral Wool

Percent Non-Fibrous Material:
30

Lab No.: 7550981
Client No.: SA-17

Analyst Observation: White Joint Compound
Client Description: Drywall Joint Compound

Location: 2nd Level Cubicles Beside
Waiting Room
Facility:

Percent Asbestos:
None Detected

Percent Non-Asbestos Fibrous Material:
None Detected

Percent Non-Fibrous Material:
100

Lab No.: 7550981(L2)
Client No.: SA-17

Analyst Observation: Beige Joint Compound
Client Description: Drywall Joint Compound

Location: 2nd Level Cubicles Beside
Waiting Room
Facility:

Percent Asbestos:
None Detected

Percent Non-Asbestos Fibrous Material:
None Detected

Percent Non-Fibrous Material:
100

Lab No.: 7550982
Client No.: SA-18

Analyst Observation: Beige/White Ceiling Tile
Client Description: 24x48 Fissure Ceiling Tile

Location: 2nd Level Lunch Room
Facility:

Percent Asbestos:
None Detected

Percent Non-Asbestos Fibrous Material:
60 Cellulose
5 Mineral Wool

Percent Non-Fibrous Material:
35

Lab No.: 7550983
Client No.: SA-19

Analyst Observation: Lt Yellow Joint Compound
Client Description: Drywall Joint Compound

Location: 2nd Level Lunch Room
Facility:

Percent Asbestos:
None Detected

Percent Non-Asbestos Fibrous Material:
None Detected

Percent Non-Fibrous Material:
100

Lab No.: 7550983(L2)
Client No.: SA-19

Analyst Observation: White Joint Compound
Client Description: Drywall Joint Compound


Location: 2nd Level Lunch Room
Facility:


Percent Asbestos:
None Detected

Percent Non-Asbestos Fibrous Material:
None Detected

Percent Non-Fibrous Material:
100

Please refer to the Appendix of this report for further information regarding your analysis.

Date Received: 1/9/2023
Date Analyzed: 01/13/2023
Signature: 
Analyst: Christopher Riffe

Approved By: 
Frank E. Ehrenfeld, III
Laboratory Director

CERTIFICATE OF ANALYSIS

Client: ALL-TECH Environmental Services Limited
20 Duke St., Suite 109
Bedford NS B4A 2Z5

Report Date: 1/14/2023
Report No.: 675961 - PLM
Project: Summerside Access PEI
Project No.: PE22400

Client: ALL131

PLM BULK SAMPLE ANALYSIS SUMMARY

Lab No.: 7550984
Client No.: SA-20

Analyst Observation: Beige/White Ceiling Tile
Client Description: 24x48 Ceiling Tile Fissure


Location: 2nd Level LAN Room
Facility:


Percent Asbestos:
None Detected

Percent Non-Asbestos Fibrous Material:
50 Cellulose
10 Mineral Wool

Percent Non-Fibrous Material:
40

Please refer to the Appendix of this report for further information regarding your analysis.

Date Received: 1/9/2023
Date Analyzed: 01/13/2023
Signature: 
Analyst: Christopher Riffe

Approved By: 
Frank E. Ehrenfeld, III
Laboratory Director

CERTIFICATE OF ANALYSIS

Client: ALL-TECH Environmental Services Limited 20 Duke St., Suite 109 Bedford NS B4A 2Z5	Report Date: 1/14/2023 Report No.: 675961 - PLM Project: Summerside Access PEI Project No.: PE22400
Client: ALL131	

PLM BULK SAMPLE ANALYSIS SUMMARY

Lab No.: 7550985 Client No.: SA-21 <u>Percent Asbestos:</u> <i>None Detected</i>	Analyst Observation: White Floor Tile Client Description: 12x12 Floor Tile <u>Percent Non-Asbestos Fibrous Material:</u> None Detected	Location: 2nd Level LAN Room Facility: <u>Percent Non-Fibrous Material:</u> 100
Lab No.: 7550985(L2) Client No.: SA-21 <u>Percent Asbestos:</u> <i>None Detected</i>	Analyst Observation: Yellow Mastic Client Description: 12x12 Floor Tile <u>Percent Non-Asbestos Fibrous Material:</u> None Detected	Location: 2nd Level LAN Room Facility: <u>Percent Non-Fibrous Material:</u> 100
Lab No.: 7550986 Client No.: SA-22 <u>Percent Asbestos:</u> <i>75 Chrysotile</i>	Analyst Observation: Grey Insulation Client Description: Pipe Parging <u>Percent Non-Asbestos Fibrous Material:</u> None Detected	Location: Boiler Room Facility: <u>Percent Non-Fibrous Material:</u> 25
Lab No.: 7550987 Client No.: SA-23 <u>Percent Asbestos:</u> <i>80 Chrysotile</i>	Analyst Observation: Grey Insulation Client Description: Pipe Parging <u>Percent Non-Asbestos Fibrous Material:</u> None Detected	Location: Boiler Room Facility: <u>Percent Non-Fibrous Material:</u> 20
Lab No.: 7550988 Client No.: SA-24 <u>Percent Asbestos:</u> <i>70 Chrysotile</i>	Analyst Observation: Grey Insulation Client Description: Pipe Parging <u>Percent Non-Asbestos Fibrous Material:</u> None Detected	Location: Boiler Room Facility: <u>Percent Non-Fibrous Material:</u> 30
Lab No.: 7550989 Client No.: SA-25 <u>Percent Asbestos:</u> <i>None Detected</i>	Analyst Observation: White/Tan Ceiling Tile Client Description: 24x48 Ceiling Tile Fissure <u>Percent Non-Asbestos Fibrous Material:</u> 55 Cellulose 35 Mineral Wool	Location: 2nd Level Corridor Facility: <u>Percent Non-Fibrous Material:</u> 10

Please refer to the Appendix of this report for further information regarding your analysis.

Date Received: 1/9/2023
Date Analyzed: 01/14/2023
Signature:
Analyst: Linda Price

Approved By:
Frank E. Ehrenfeld, III
Laboratory Director

CERTIFICATE OF ANALYSIS

Client: ALL-TECH Environmental Services Limited
20 Duke St., Suite 109
Bedford NS B4A 2Z5


Client: ALL131


Report Date: 1/14/2023
Report No.: 675961 - PLM
Project: Summerside Access PEI
Project No.: PE22400

PLM BULK SAMPLE ANALYSIS SUMMARY

Lab No.: 7550990 Client No.: SA-26	Analyst Observation: White Joint Compound Client Description: Drywall Joint Compound	Location: 2nd Level Corridor Facility:
<u>Percent Asbestos:</u> <i>None Detected</i>	<u>Percent Non-Asbestos Fibrous Material:</u> None Detected	<u>Percent Non-Fibrous Material:</u> 100
Lab No.: 7550991 Client No.: SA-27	Analyst Observation: White Joint Compound Client Description: Drywall Joint Compound	Location: 2nd Level Taxation Corridor Facility:
<u>Percent Asbestos:</u> <i>None Detected</i>	<u>Percent Non-Asbestos Fibrous Material:</u> None Detected	<u>Percent Non-Fibrous Material:</u> 100
Lab No.: 7550992 Client No.: SA-28	Analyst Observation: Grey/White Vinyl Sheet Flooring Client Description: Vinyl Sheet Flooring	Location: 2nd Level Lunch Room Facility:
<u>Percent Asbestos:</u> <i>None Detected</i>	<u>Percent Non-Asbestos Fibrous Material:</u> 10 Fibrous Glass	<u>Percent Non-Fibrous Material:</u> 90
Lab No.: 7550992(L2) Client No.: SA-28	Analyst Observation: Clear Mastic Client Description: Vinyl Sheet Flooring	Location: 2nd Level Lunch Room Facility:
<u>Percent Asbestos:</u> <i>None Detected</i>	<u>Percent Non-Asbestos Fibrous Material:</u> None Detected	<u>Percent Non-Fibrous Material:</u> 100
Lab No.: 7550993 Client No.: SA-29	Analyst Observation: White/Tan Ceiling Tile Client Description: 24x24 Ceiling Tile Fissure	Location: 2nd Level Existing Vault Facility:
<u>Percent Asbestos:</u> <i>None Detected</i>	<u>Percent Non-Asbestos Fibrous Material:</u> 65 Cellulose 15 Mineral Wool	<u>Percent Non-Fibrous Material:</u> 20
Lab No.: 7550994 Client No.: SA-30	Analyst Observation: White/Grey Floor Tile Client Description: 12x12 Floor Tile	Location: 2nd Level Existing Vault Facility:
<u>Percent Asbestos:</u> <i>None Detected</i>	<u>Percent Non-Asbestos Fibrous Material:</u> None Detected	<u>Percent Non-Fibrous Material:</u> 100

Please refer to the Appendix of this report for further information regarding your analysis.

Date Received: 1/9/2023
Date Analyzed: 01/14/2023
Signature: 
Analyst: Linda Price

Approved By: 
Frank E. Ehrenfeld, III
Laboratory Director

CERTIFICATE OF ANALYSIS

Client: ALL-TECH Environmental Services Limited
20 Duke St., Suite 109
Bedford NS B4A 2Z5


Client: ALL131


Report Date: 1/14/2023
Report No.: 675961 - PLM
Project: Summerside Access PEI
Project No.: PE22400

PLM BULK SAMPLE ANALYSIS SUMMARY

Lab No.: 7550994(L2) Client No.: SA-30	Analyst Observation: Black/Yellow Mastic Client Description: 12x12 Floor Tile	Location: 2nd Level Existing Vault Facility:
<u>Percent Asbestos:</u> <i>None Detected</i>	<u>Percent Non-Asbestos Fibrous Material:</u> None Detected	<u>Percent Non-Fibrous Material:</u> 100
Lab No.: 7550995 Client No.: SA-31	Analyst Observation: Off-White Floor Tile Client Description: 12x12 Floor Tile	Location: 2nd Level Skills PEI Records Room Facility:
<u>Percent Asbestos:</u> <i>None Detected</i>	<u>Percent Non-Asbestos Fibrous Material:</u> None Detected	<u>Percent Non-Fibrous Material:</u> 100
Lab No.: 7550995(L2) Client No.: SA-31	Analyst Observation: Yellow Mastic Client Description: 12x12 Floor Tile	Location: 2nd Level Skills PEI Records Room Facility:
<u>Percent Asbestos:</u> <i>None Detected</i>	<u>Percent Non-Asbestos Fibrous Material:</u> None Detected	<u>Percent Non-Fibrous Material:</u> 100
Lab No.: 7550996 Client No.: SA-32	Analyst Observation: White/Tan Ceiling Tile Client Description: 24x24 Ceiling Tile Fissure	Location: 2nd Level Skills PEI Facility:
<u>Percent Asbestos:</u> <i>None Detected</i>	<u>Percent Non-Asbestos Fibrous Material:</u> 65 Cellulose 20 Mineral Wool	<u>Percent Non-Fibrous Material:</u> 15
Lab No.: 7550997 Client No.: SA-33	Analyst Observation: White Joint Compound Client Description: Drywall Joint Compound	Location: 2nd Level Skills PEI Facility:
<u>Percent Asbestos:</u> <i>None Detected</i>	<u>Percent Non-Asbestos Fibrous Material:</u> None Detected	<u>Percent Non-Fibrous Material:</u> 100
Lab No.: 7550998 Client No.: SA-34	Analyst Observation: White Joint Compound Client Description: Drywall Joint Compound	Location: 2nd Level Legal Aide Facility:
<u>Percent Asbestos:</u> <i>None Detected</i>	<u>Percent Non-Asbestos Fibrous Material:</u> None Detected	<u>Percent Non-Fibrous Material:</u> 100

Please refer to the Appendix of this report for further information regarding your analysis.

Date Received: 1/9/2023
Date Analyzed: 01/14/2023
Signature: 
Analyst: Linda Price

Approved By: 
Frank E. Ehrenfeld, III
Laboratory Director


CERTIFICATE OF ANALYSIS


Client: ALL-TECH Environmental Services Limited 20 Duke St., Suite 109 Bedford NS B4A 2Z5	Report Date: 1/14/2023 Report No.: 675961 - PLM Project: Summerside Access PEI Project No.: PE22400
Client: ALL131	

PLM BULK SAMPLE ANALYSIS SUMMARY

Lab No.: 7550999 Client No.: SA-35 <u>Percent Asbestos:</u> <i>None Detected</i>	Analyst Observation: White/Tan Ceiling Tile Client Description: 24x48 Ceiling Tile Fissure <u>Percent Non-Asbestos Fibrous Material:</u> 65 Cellulose 5 Mineral Wool	Location: 2nd Level Legal Aide Facility: <u>Percent Non-Fibrous Material:</u> 30
Lab No.: 7551000 Client No.: SA-36 <u>Percent Asbestos:</u> <i>None Detected</i>	Analyst Observation: White/Tan Ceiling Tile Client Description: 24x48 Ceiling Tile Fissure <u>Percent Non-Asbestos Fibrous Material:</u> 65 Cellulose 10 Mineral Wool	Location: 2nd Level Main Waiting Area Facility: <u>Percent Non-Fibrous Material:</u> 25
Lab No.: 7551001 Client No.: SA-37 <u>Percent Asbestos:</u> <i>None Detected</i>	Analyst Observation: White Joint Compound Client Description: Drywall Joint Compound <u>Percent Non-Asbestos Fibrous Material:</u> None Detected	Location: 2nd Level Main Waiting Area Facility: <u>Percent Non-Fibrous Material:</u> 100
Lab No.: 7551002 Client No.: SA-38 <u>Percent Asbestos:</u> <i>75 Chrysotile</i>	Analyst Observation: Grey Insulation Client Description: Pipe Insulation <u>Percent Non-Asbestos Fibrous Material:</u> None Detected	Location: 1st Level Hoteling Space Facility: <u>Percent Non-Fibrous Material:</u> 25

Please refer to the Appendix of this report for further information regarding your analysis.

Date Received: 1/9/2023
Date Analyzed: 01/14/2023
Signature: 
Analyst: Linda Price

Approved By: 
Frank E. Ehrenfeld, III
Laboratory Director

CERTIFICATE OF ANALYSIS

Client: ALL-TECH Environmental Services Limited
20 Duke St., Suite 109
Bedford NS B4A 2Z5

Report Date: 1/14/2023
Report No.: 675961 - PLM
Project: Summerside Access PEI
Project No.: PE22400

Client: ALL131

Appendix to Analytical Report

Customer Contact:

Method: 40 CFR Appendix E to Subpart E of Part 763, interim method for the Determination of Asbestos in Bulk Insulation Samples, USEPA 600, R93-116 and NYSDOH ELAP 198.1 as needed.

This appendix seeks to promote greater understanding of any observations, exceptions, special instructions, or circumstances that the laboratory needs to communicate to the client concerning the above samples. The information below is used to help promote your ability to make the most informed decisions for you and your customers. Please note the following points of contact for any questions you may have.

iATL Customer Service: customerservice@iatl.com

iATL Office Manager: wchampion@iatl.com

iATL Account Representative: Semih Kocahasan

Sample Login Notes: See Batch Sheet Attached

Sample Matrix: Bulk Building Materials

Exceptions Noted: See Following Pages

General Terms, Warrants, Limits, Qualifiers:

General information about iATL capabilities and client/laboratory relationships and responsibilities are spelled out in iATL policies that are listed at www.iATL.com and in our Quality Assurance Manual per ISO 17025 standard requirements. The information therein is a representation of iATL definitions and policies for turnaround times, sample submittal, collection media, blank definitions, quantification issues and limit of detection, analytical methods and procedures, sub-contracting policies, results reporting options, fees, terms, and discounts, confidentiality, sample archival and disposal, and data interpretation.

iATL warrants the test results to be of a precision normal for the type and methodology employed for each sample submitted. iATL disclaims any other warrants, expressed or implied, including warranty of fitness for a particular purpose and warranty of merchantability. iATL accepts no legal responsibility for the purpose for which the client uses test results. Any analytical work performed must be governed by our Standard Terms and Conditions. Prices, methods and detection limits may be changed without notification. Please contact your Customer Service Representative for the most current information.

This confidential report relates only to those item(s) tested and does not represent an endorsement by NIST-NVLAP, AIHA LAP LLC, or any agency of local, state or province governments nor of any agency of the U.S. government.

This report shall not be reproduced except in full, without written approval of the laboratory.

Information Pertinent to this Report:

Analysis by US EPA 600 93-116: Determination of Asbestos in Bulk Building Materials by Polarized Light Microscopy (PLM).

Certifications:

- NIST-NVLAP No. 101165-0
- NYSDOH-ELAP No. 11021
- AIHA-LAP, LLC No. 100188

Quantification at <0.25% by volume is possible with this method. (PC) Indicates Stratified Point Count Method performed. (PC-Trace) means that asbestos was detected but is not quantifiable under the Point Counting regimen. PC Trace represents a <0.25% amount. Analysis includes all distinct separable layers in accordance with EPA 600 Method. If not reported or otherwise noted, layer is either not present or the client has specifically requested that it not be analyzed (ex. analyze until positive instructions). Small asbestos fibers may be missed by PLM due to resolution limitations of the optical microscope. Therefore, PLM is not consistently reliable in detecting asbestos in non-friable organically bound (NOB) materials. Quantitative transmission electron microscopy (TEM) is currently the only method that can pronounce materials as non-asbestos containing.

Analytical Methodology Alternatives: Your initial request for analysis may not have accounted for recent advances in regulatory requirements or advances in technology that are routinely used in similar situations for other qualified projects. You may have the option to explore additional analysis for further information. Below are a few options, listed as the matrix followed by the appropriate methodology. Also included are links to more information on our website.

Bulk Building Materials that are Non-Friable Organically Bound (NOB) by Gravimetric Reduction techniques employing PLM and TEM: ELAP 198.6 (PLM-NOB), ELAP 198.4 (TEM-NOB) See additional information at the end of this appendix.

CERTIFICATE OF ANALYSIS

Client: ALL-TECH Environmental Services Limited
20 Duke St., Suite 109
Bedford NS B4A 2Z5

Report Date: 1/14/2023
Report No.: 675961 - PLM
Project: Summerside Access PEI
Project No.: PE22400

Client: ALL131

Loose Fill Vermiculite Insulation, Attic Insulation, Zonolite (copyright), etc.: US EPA 600 R-4/004 (multi-tiered analytical process)
Sprayed On Insulation/Fireproofing with Vermiculite (SOF-V): ELAP 198.8 (PLM-SOF-V)

Soil, sludge, sediment, aggregate, and like materials analyzed for asbestos or other elongated mineral particles (ex. erionite, etc.): ASTM D7521, CARB 435, and other options available

Asbestos in Surface Dust according to one of ASTM's Methods (very dependent on sampling collection technique – by TEM): ASTM D 5755, D5756, or D6480

Various other asbestos matrices (air, water, etc.) and analytical methods are available.

Disclaimers / Qualifiers:

There may be some samples in this project that have a "NOTE:" associated with a sample result. We use added disclaimers or qualifiers to inform the client about something that requires further explanation. Here is a list with highlighted disclaimers that may be pertinent to this project. For a full explanation of these and other disclaimers, please inquire at customerservice@iatl.com.

- 1) Note: No mastic provided for analysis.
- 2) Note: Insufficient mastic provided for analysis.
- 3) Note: Insufficient material provided for analysis.
- 4) Note: Insufficient sample provided for QC reanalysis.
- 5) Note: Different material than indicated on Sample Log / Description.
- 6) Note: Sample not submitted.
- 7) Note: Attached to asbestos containing material.
- 8) Note: Received wet.
- 9) Note: Possible surface contamination.
- 10) Note: Not building material. 1% threshold may not apply.
- 11) Note: Recommend TEM-NOB analysis as per EPA recommendations.
- 12) Note: Asbestos detected but not quantifiable.
- 13) Note: Multiple identical samples submitted, only one analyzed.
- 14) Note: Analyzed by EPA 600/R-93/116. Point Counting detection limit at 0.080%.
- 15) Note: Analyzed by EPA 600/R-93/116. Point Counting detection limit at 0.125%.
- 16) Note: This sample contains >10% vermiculite mineral. See Appendix for Recommendations for Vermiculite Analysis.

Recommendations for Vermiculite Analysis:

Several analytical protocols exist for the analysis of asbestos in vermiculite. These analytical approaches vary depending upon the nature of the vermiculite mineral being tested (e.g. un-processed gange, homogeneous exfoliated books of mica, or mixed mineral composites). Please contact your client representative for pricing and turnaround time options available.

iATL recommends initial testing using the EPA 600/R-93/116 method. This method is specifically designed for the analysis of asbestos in bulk building materials. It provides an acceptable starting point for primary screening of vermiculite for possible asbestos.

Results from this testing may be inconclusive. EPA suggests proceeding to a multi-tiered analysis involving wet separation techniques in conjunction with PLM and TEM gravimetric analysis (EPA 600/R-04/004).

For New York State customers, NYSDOH requires disclaimers and qualifiers for various vermiculite containing samples that direct analysis via ELAP198.6 and ELAP198.8 for samples that contain >10% vermiculite mineral where ELAP198.6 may be used to evaluate the asbestos content of the material. However, any test result using ELAP198.6 will be reported with the following disclaimer: "ELAP198.6 method does not remove vermiculite and may underestimate the level of asbestos present in a sample containing >10% vermiculite."

Further information on this method and other vermiculite and asbestos issues can be found at the following: Agency for Toxic Substances and Disease Registry (ATSDR) www.atsdr.cdc.gov, United States Geological Survey (USGS) www.minerals.usgs.gov/minerals/, US EPA www.epa.gov/asbestos. The USEPA also has an informative brochure "Current Best Practices for Vermiculite Attic Insulation" EPA 747F03001 May 2003, that may assist the health and remediation professional. NYS customers please follow current NYSDOH ELAP requirements per policy on subject of surfacing and vermiculite, May 6, 2016, Testing Requirements for Surfacing Material Containing Vermiculite (https://www.wadsworth.org/sites/default/files/WebDoc/I198_8_02_2.pdf)

The following is a summary of the analytical process outlines in the EPA 600/R-04/004 Method:

- 1) **Analytical Step/Method:** Initial Screening by PLM, EPA 600R-93/116
Requirements/Comments: Minimum of 0.1 g of sample. ~0.25% for most samples.

CERTIFICATE OF ANALYSIS

Client: ALL-TECH Environmental Services Limited
20 Duke St., Suite 109
Bedford NS B4A 2Z5

Report Date: 1/14/2023
Report No.: 675961 - PLM
Project: Summerside Access PEI
Project No.: PE22400

Client: ALL131

2) **Analytical Step/Method:** Wet Separation by PLM Gravimetric Technique, EPA R-04/004
Requirements/Comments: Minimum 50g** of dry sample. Analysis of "Sinks" only.

3) **Analytical Step/Method:** Wet Separation by PLM Gravimetric Technique, EPA R-04/004
Requirements/Comments: Minimum 50g** of dry sample. Analysis of "Floats" only.

4) **Analytical Step/Method:** Wet Separation by TEM Gravimetric Technique, EPA R-04/004
Requirements/Comments: Minimum 50g** of dry sample. Analysis of "Sinks" only.

5) **Analytical Step/Method:** Wet Separation by TEM Gravimetric Technique, EPA R-04/004
Requirements/Comments: Minimum 50g** of dry sample. Analysis of "Suspension" only.

*With advance notice and confirmation by the laboratory.

**Approximately 1 Liter of sample in double-bagged container (~9x6 inch bag of sample).

New York State Department of Health requires that samples originating from NYS that they categorize as Non-friable Organically Bound materials can only be confirmed as None Detected for asbestos by method 198.4. See the table below for a list of those materials. (ENVIRONMENTAL LABORATORY APPROVAL PROGRAM CERTIFICATION MANUAL - ITEM No. 198.1, Revision Date 5/6/16)

*Asphalt Shingles, Caulking, Ceiling Tiles with Cellulose, Duct Wrap, Glazing, Mastic, Paint Chips, Resilient Floor Tiles, Rubberized Asbestos Gaskets, Siding Shingles, Vinyl Asbestos Tile, NOB materials (other than SM-V) with <10% vermiculite, Any material (Friable or NOB other than SM-V) with >10% vermiculite.

Statistically derived uncertainty with any measure should be taken into consideration when reviewing and interpreting all reported data and results. A more comprehensive listing of accuracy, precision, and uncertainty as it impacts this method is available upon request.

APPENDIX II

Laboratory Certificate of Analysis – Lead Paint Samples

CERTIFICATE OF ANALYSIS

Client: ALL-TECH Environmental Services Limited
20 Duke St., Suite 109
Bedford NS B4A 2Z5

Client: ALL131

Report Date: 1/16/2023
Report No.: 675942 - Lead Paint
Project: Summerside Access PEI
Project No.: PE22400

LEAD PAINT SAMPLE ANALYSIS SUMMARY

Lab No.: 7550550 **Description:** White Wall Paint **Result (% by Weight):** <0.014
Client No.: SAP-01 **Location:** First Level **Result (ppm):** <140
Comments: * * * *

Lab No.: 7550551 **Description:** Beibe Door Trim Paint **Result (% by Weight):** 0.11
Client No.: SAP-02 **Location:** First Level **Result (ppm):** 1100
Comments:

Lab No.: 7550552 **Description:** Blue Wall Paint **Result (% by Weight):** 0.066
Client No.: SAP-03 **Location:** First Level **Result (ppm):** 660
Comments: * * * *

Lab No.: 7550553 **Description:** Beibe Door Trim Paint **Result (% by Weight):** <0.014
Client No.: SAP-04 **Location:** Second Level **Result (ppm):** <140
Comments: *


Lab No.: 7550554 **Description:** Yellow Wall Paint **Result (% by Weight):** <0.0078
Client No.: SAP-05 **Location:** Second Level **Result (ppm):** <78
Comments: * * * *


Lab No.: 7550555 **Description:** Grey Trim Paint **Result (% by Weight):** 0.041
Client No.: SAP-06 **Location:** Second Level **Result (ppm):** 410
Comments:

Lab No.: 7550556 **Description:** Grey Floor Paint **Result (% by Weight):** 0.058
Client No.: SAP-07 **Location:** Boiler Room **Result (ppm):** 580
Comments:

Lab No.: 7550557 **Description:** Grey Floor Wall **Result (% by Weight):** <0.0072
Client No.: SAP-08 **Location:** Boiler Room **Result (ppm):** <72
Comments: * * * *

Please refer to the Appendix of this report for further information regarding your analysis.

Date Received: 1/9/2023
Date Analyzed: 01/16/2023
Signature: 
Analyst: Chad Shaffer

Approved By: 
Frank E. Ehrenfeld, III
Laboratory Director

CERTIFICATE OF ANALYSIS

Client: ALL-TECH Environmental Services Limited
20 Duke St., Suite 109
Bedford NS B4A 2Z5

Report Date: 1/16/2023
Report No.: 675942 - Lead Paint
Project: Summerside Access PEI
Project No.: PE22400

Client: ALL131

Appendix to Analytical Report:

Customer Contact:

Method: ASTM D3335-85a, US EPA SW846 3050B:7000B

This appendix seeks to promote greater understanding of any observations, exceptions, special instructions, or circumstances that the laboratory needs to communicate to the client concerning the above samples. The information below is used to help promote your ability to make the most informed decisions for you and your customers. Please note the following points of contact for any questions you may have.

iATL Customer Service: customerservice@iatl.com

iATL Office Manager: wchampion@iatl.com

iATL Account Representative: Semih Kocahasan

Sample Login Notes: See Batch Sheet Attached

Sample Matrix: Paint

Exceptions Noted: See Following Pages

General Terms, Warrants, Limits, Qualifiers:

General information about iATL capabilities and client/laboratory relationships and responsibilities are spelled out in iATL policies that are listed at www.iATL.com and in our Quality Assurance Manual per ISO 17025 standard requirements. The information therein is a representation of iATL definitions and policies for turnaround times, sample submittal, collection media, blank definitions, quantification issues and limit of detection, analytical methods and procedures, sub-contracting policies, results reporting options, fees, terms, and discounts, confidentiality, sample archival and disposal, and data interpretation.

iATL warrants the test results to be of a precision normal for the type and methodology employed for each sample submitted. iATL disclaims any other warrants, expressed or implied, including warranty of fitness for a particular purpose and warranty of merchantability. iATL accepts no legal responsibility for the purpose for which the client uses test results. Any analytical work performed must be governed by our Standard Terms and Conditions. Prices, methods and detection limits may be changed without notification. Please contact your Customer Service Representative for the most current information.

This confidential report relates only to those item(s) tested and does not represent an endorsement by NIST-NVLAP, AIHA LAP LLC, or any agency of local, state or province governments nor of any agency of the U.S. government.

This report shall not be reproduced except in full, without written approval of the laboratory.

Information Pertinent to this Report:

Analysis by ASTM D3335-85a by AAS

Certification:

- National Lead Laboratory Program (NLLAP): AIHA-LAP, LLC No. 100188

- NYSDOH-ELAP No. 11021

This report meets the standards set forth in the EPA's National Lead Laboratory Accreditation Program (NLLAP) through the Laboratory Quality System Requirements (LQSR) Revision 3.0 November 5, 2007. All Environmental Lead Proficiency Analytical Testing (ELPAT) is through the AIHA-PAT established program.

Regulatory limit is 0.5% lead by weight (EPA/HUD guidelines). Recommend multiple sampling for all samples less than regulatory limit for confirmation. All results are based on the samples as received at the lab. iATL assumes that appropriate sampling methods have been used and that the data upon which these results are based have been accurately supplied by the client.

Method Detection Limit (MDL) per EPA Method 40CFR Part 136 Appendix B.

Reporting Limit (RL) based upon Lowest Standard Determined (LSD) in accordance with AIHA-ELLAP policies.

LSD=0.2 ppm MDL=0.006% by weight. RL= 0.010% by weight (based upon 100 mg sampled).

Disclaimers / Qualifiers:

There may be some samples in this project that have a "NOTE:" associated with a sample result. We use added disclaimers or qualifiers to inform the client about something that requires further explanation. Here is a complete list with highlighted disclaimers pertinent to this project. For a full explanation of these and other disclaimers, please inquire at customerservice@iatl.com.

CERTIFICATE OF ANALYSIS

Client: ALL-TECH Environmental Services Limited
20 Duke St., Suite 109
Bedford NS B4A 2Z5

Report Date: 1/16/2023
Report No.: 675942 - Lead Paint
Project: Summerside Access PEI
Project No.: PE22400

Client: ALL131


- * Insufficient sample provided to perform QC reanalysis (<200 mg)
- ** Not enough sample provided to analyze (<50 mg)
- *** Matrix / substrate interference possible.

< less than sign, signifies none-detected below the empirical value based upon sub-sampled mass. This is often below the Reporting Limit (see above).

APPENDIX III

Site Drawings with sample locations and ACM locations

ASBESTOS SURVEY BY



ASBESTOS LEGEND

- = CEILING
- = FLOOR
- = CEILING AND FLOOR
- = UNSURVEYED AREA
- = APPLIANCE
- = MECHANICAL
- = PIPE MATERIAL
- = DUCT WORK
- = ELECTRICAL
- = ACM WALL
- = LEAD PAINT WALL
- = SAMPLE NUMBER ASBESTOS DETECTED
- = SAMPLE NUMBER NO ASBESTOS DETECTED
- = SAMPLE NUMBER LEAD DETECTED
- = SAMPLE NUMBER NO LEAD DETECTED

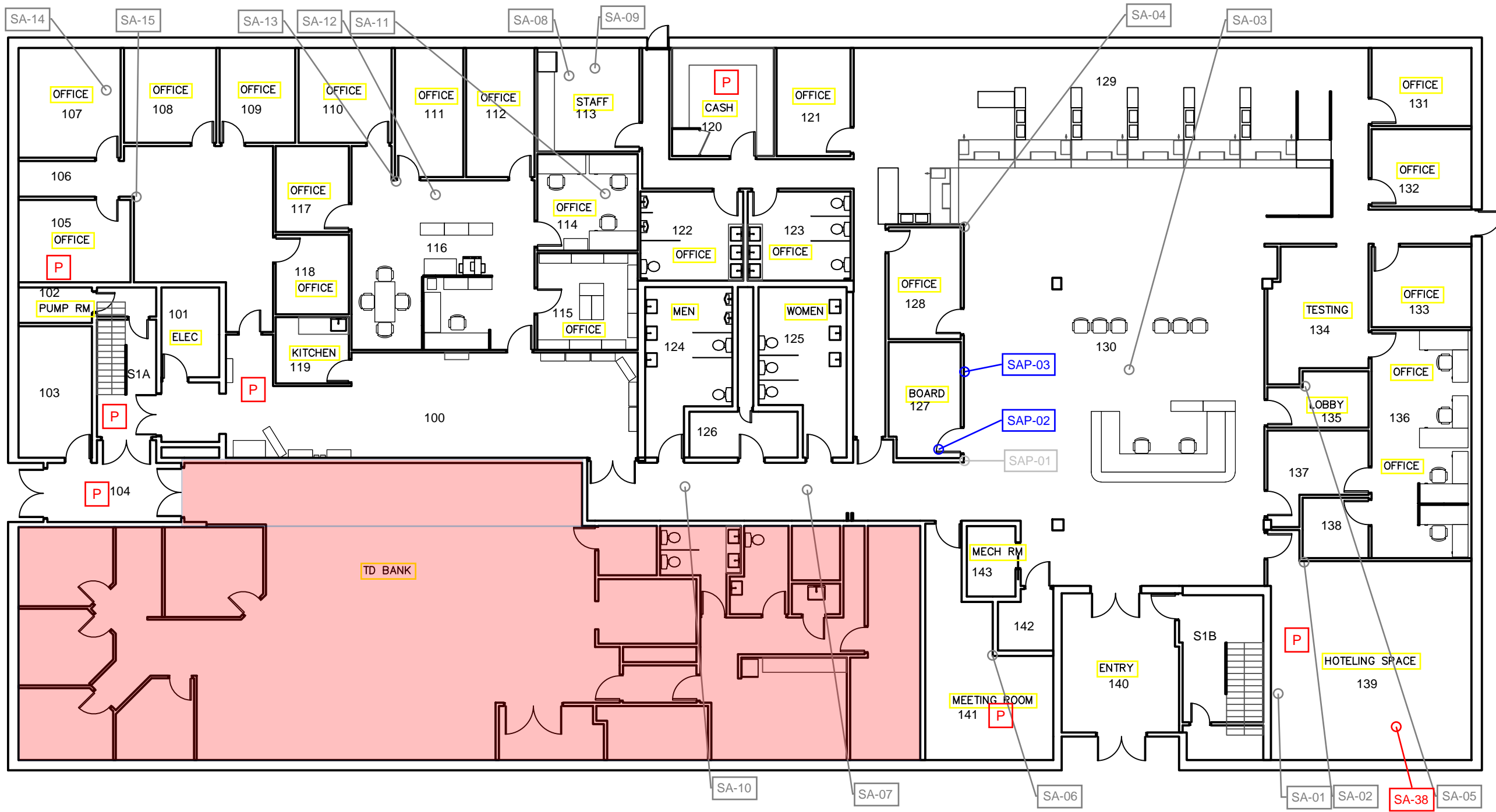
PE22400
ACCESS PEI
SUMMERSIDE
120 HEATHER MOYSE DR
SUMMERSIDE, PEI

Drawing: design
ACCESS PEI SUMMERSIDE
MAIN FLOOR

Design: LK comou
Date: FEB_2023
Drawn: AJH deeshe
Date: MAR_2023

NOTE:
THIS DRAWING SHOULD BE USED FOR REFERENCE PURPOSES ONLY REFER TO THE ASBESTOS AND LEAD SURVEYS FOR THE ROOM BY ROOM DATE FOR SPECIFIC DETAILS

Scale: 1 OF 2
Scale: NOT TO SCALE
Revisions: Date



ASBESTOS SURVEY BY



ASBESTOS LEGEND

- = CEILING
- = FLOOR
- = CEILING AND FLOOR
- = UNSURVEYED AREA
- = APPLIANCE
- = MECHANICAL
- = PIPE MATERIAL
- = DUCT WORK
- = ELECTRICAL
- = ACM WALL
- = LEAD PAINT WALL
- = SAMPLE NUMBER ASBESTOS DETECTED
- = SAMPLE NUMBER NO ASBESTOS DETECTED
- = SAMPLE NUMBER LEAD DETECTED
- = SAMPLE NUMBER NO LEAD DETECTED

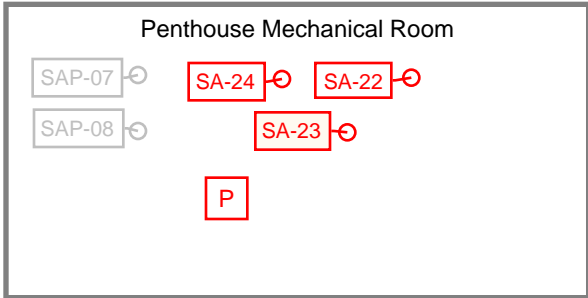
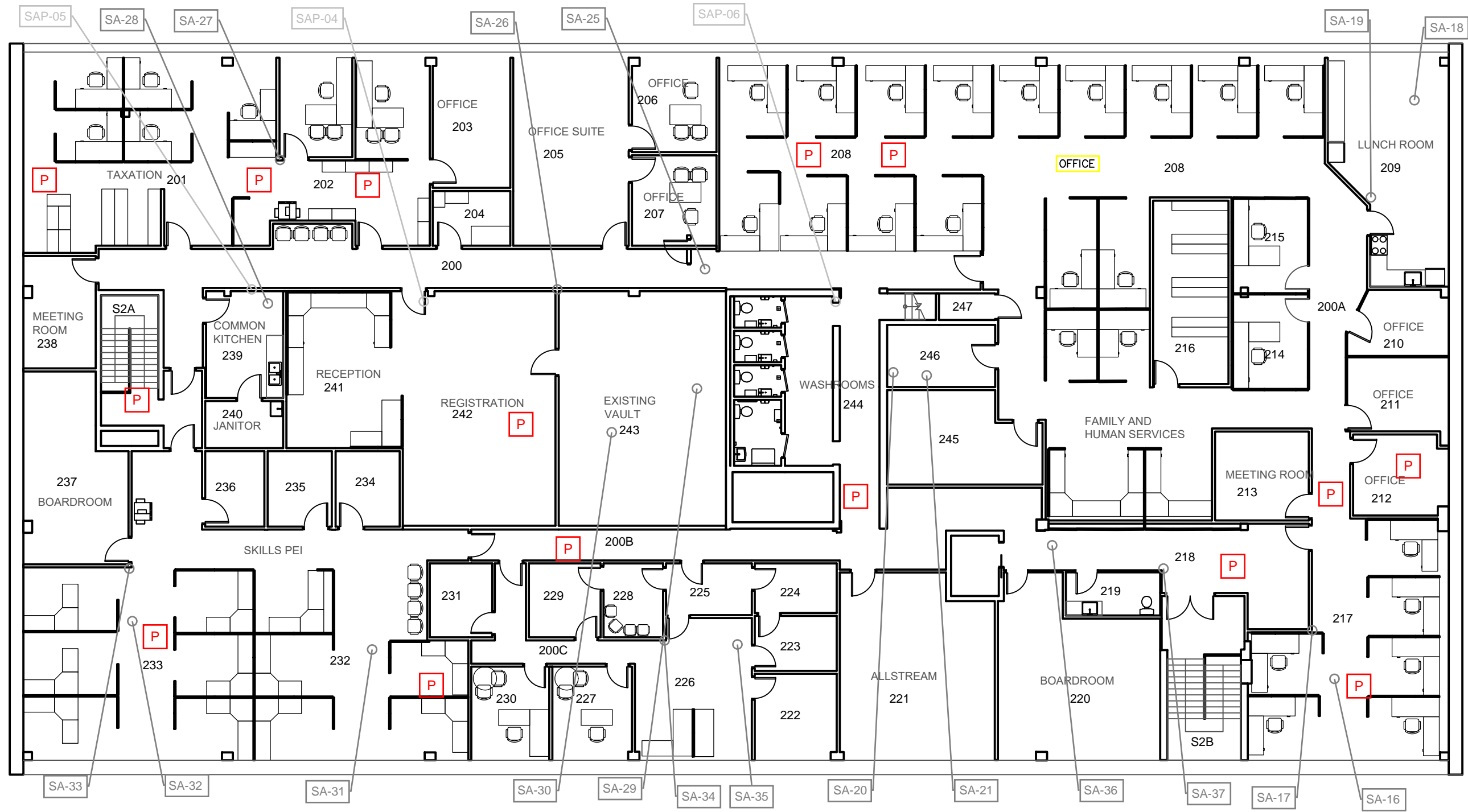
proj
PE22400
ACCESS PEI
SUMMERSIDE
120 HEATHER MOYSE DR
SUMMERSIDE, PEI

Design: LK
Date: FEB_2023
Drawn: AJH
Date: MAR_2023
Drawing: design
Access PEI SUMMERSIDE
SECOND FLOOR

Design: LK
Date: FEB_2023
Drawn: AJH
Date: MAR_2023

NOTE:
THIS DRAWING SHOULD BE USED FOR REFERENCE PURPOSES ONLY REFER TO THE ASBESTOS AND LEAD SURVEYS FOR THE ROOM BY ROOM DATE FOR SPECIFIC DETAILS

Scale: 2 OF 2
Scale: NOT TO SCALE
Revisions: Date



APPENDIX IV

Summary of ACM conditions report

Access PEI Summerside (Main floor) - Summary of ACM Conditions Report (2022)

Room No.	Description	Sample No.	Material description	Asbestos Type & Content (%)	Estimated number of units	Friable (F) Non-friable (NF)	Access	Condition	Action Code (refer to legend)	Photo
100	Corridor	VSA-38	Parging cement on pipe fittings	Chrysotile 75%	4	F	C	Fair	3	
104	entry	VSA-38	Parging cement on pipe fittings	Chrysotile 75%	6	F	C	Fair	3	
105	office	VSA-38	Parging cement on pipe fittings	Chrysotile 75%	1	F	C	Fair	3	
120	cash room	VSA-38	Parging cement on pipe fittings	Chrysotile 75%	1	F	C	Fair	3	
139	hoteling space	SA-38	Parging cement on pipe fittings	Chrysotile 75%	2	F	C	Fair	3	
141	meeting room	VSA-38	Parging cement on pipe fittings	Chrysotile 75%	1	F	C	Fair	3	
S1A	stairwell	VSA-38	Parging cement on pipe fittings	Chrysotile 75%	2	F	C	Fair	3	


LEGEND			
Sample Number Identifiers		Units	
SA-##	actual sample number	EA	Each
VSA-##	visually identified same as this sample number	m	meters
		m2	square metres
		m3	cubic metres
		PACM	presumed asbestos containing material

ASSESSMENT CODES			
ACCESS		CONDITION	
A	Accessible to all building occupants	GOOD	ACM is completely covered and/or exhibits no evidence of damage or deterioration
B	Accessible to maintenance and operations staff without a ladder	FAIR	Minor penetrating damage to ACM (cuts, tears, nicks, deterioration, or delamination).
C	Accessible to maintenance and operations staff with a ladder. Also rarely entered, locked areas	POOR	ACM is damaged, deteriorated or delaminated
D	Not normally accessible		

ACTION CODES			
1	Immediate Clean-up of Debris that is likely to be disturbed.	4	ACM repair
2	ACM Removal required for compliance.	5	Continued management and surveillance.
3	Proactive ACM Removal.		

Access PEI Summerside (2nd floor) - Summary of ACM Conditions Report (2022)

Room No.	Description	Sample No.	Material description	Asbestos Type & Content (%)	Estimated number of units	Friable (F) Non-friable (NF)	Access	Condition	Action Code (refer to legend)	Photo
200A	Corridor	VSA-38	Parging cement on pipe fittings	Chrysotile 75%	2	F	C	Fair	3	
200B	Corridor	VSA-38	Parging cement on pipe fittings	Chrysotile 75%	2	F	C	Fair	3	
201	Taxation offices	VSA-38	Parging cement on pipe fittings	Chrysotile 75%	4	F	C	Fair	3	
202	Taxation offices	VSA-38	Parging cement on pipe fittings	Chrysotile 75%	2	F	C	Fair	3	
208	office area	VSA-38	Parging cement on pipe fittings	Chrysotile 75%	3	F	C	Fair	3	
212	office	VSA-38	Parging cement on pipe fittings	Chrysotile 75%	2	F	C	Fair	3	
217	office area	SA-38	Parging cement on pipe fittings	Chrysotile 75%	2	F	C	Fair	3	
218	corridor / waiting area	VSA-38	Parging cement on pipe fittings	Chrysotile 75%	7	F	C	Fair	3	
232	office area	VSA-38	Parging cement on pipe fittings	Chrysotile 75%	4	F	C	Fair	3	
233	office area	VSA-38	Parging cement on pipe fittings	Chrysotile 75%	6	F	C	Fair	3	

Room No.	Description	Sample No.	Material description	Asbestos Type & Content (%)	Estimated number of units	Friable (F) Non-friable (NF)	Access	Condition	Action Code (refer to legend)	Photo
242	registration	VSA-38	Parging cement on pipe fittings	Chrysotile 75%	2	F	C	Fair	3	
244	washroom area	VSA-38	Parging cement on pipe fittings	Chrysotile 75%	4	F	C	Fair	3	
S2A	stairwell	VSA-38	Parging cement on pipe fittings	Chrysotile 75%	4	F	C	Fair	3	

LEGEND

Sample Number Identifiers

SA-##	actual sample number
VSA-##	visually identified same as this sample number

Units

EA	Each
m	meters
m2	square metres
m3	cubic metres
PACM	presumed asbestos containing material


ASSESSMENT CODES

ACCESS		CONDITION	
A	Accessible to all building occupants	GOOD	ACM is completely covered and/or exhibits no evidence of damage or deterioration
B	Accessible to maintenance and operations staff without a ladder	FAIR	Minor penetrating damage to ACM (cuts, tears, nicks, deterioration, or delamination).
C	Accessible to maintenance and operations staff with a ladder. Also rarely entered, locked areas	POOR	ACM is damaged, deteriorated or delaminated
D	Not normally accessible		

ACTION CODES

1	Immediate Clean-up of Debris that is likely to be disturbed.	4	ACM repair
2	ACM Removal required for compliance.	5	Continued management and surveillance.
3	Proactive ACM Removal.		

Access PEI Summerside (Penthouse) - Summary of ACM Conditions Report (2022)

Room No.	Description	Sample No.	Material description	Asbestos Type & Content (%)	Estimated quantity	Friable (F) Non-friable (NF)	Access	Condition	Action Code (refer to legend)	Photo
NA	Mechanical Penthouse	SA-22; SA-23; SA-24	Parging cement on pipe fittings / straight run insulation	Chrysotile 70 - 80%	6 units *45 m (straight run insulation (red)	F	C	Fair	3	

***ACM parging under red pipe insulation in sections. All material to be treated as ACM pipe insulaion. Most fittings are removed but some fittings are present.**

LEGEND	
Sample Number Identifiers	
SA-##	actual sample number
VSA-##	visually identified same as this sample number
Units	
EA	Each
m	meters
m2	square metres
m3	cubic metres
PACM	presumed asbestos containing material

ASSESSMENT CODES			
ACCESS		CONDITION	
A	Accessible to all building occupants	GOOD	ACM is completely covered and/or exhibits no evidence of damage or deterioration
B	Accessible to maintenance and operations staff without a ladder	FAIR	Minor penetrating damage to ACM (cuts, tears, nicks, deterioration, or delamination).
C	Accessible to maintenance and operations staff with a ladder. Also rarely entered, locked areas	POOR	ACM is damaged, deteriorated or delaminated
D	Not normally accessible		



ACTION CODES			
1	Immediate Clean-up of Debris that is likely to be disturbed.	4	ACM repair
2	ACM Removal required for compliance.	5	Continued management and surveillance.
3	Proactive ACM Removal.		

APPENDIX V

Summary of other Hazardous Materials report

Access PEI Summerside - Summary of Hazardous Materials Report (2022)

Lead Paint

Room No.	Location	Sample No.	Paint colour / substrate	Lead Content (%)	Comments	Photo
NA	Main floor	SAP-02	Beige paint / Door trim	0.11	All like painted trims to be treated as lead based paints	
NA	Main floor	SAP-03	Blue paint / Wall surface	0.066	All like painted wall surfaces to be treated as lead based paints	

Silica

Room No.	Location	Sample No.	Material	Comments	Photo
NA	Interior / exterior	NA	<ul style="list-style-type: none"> •Concrete base structure (exterior) •Poured or pre-cast concrete (main and penthouse floors) •Interior concrete block walls / mortar 		