

Design, Display and Placement Standards for 911 Civic Number Signs

In areas of provincial civic addressing jurisdiction*, civic number sign design, display and placement must conform to strict standards.

These standards are presented in detail in this brochure.



Any new or replacement civic number sign must be manufactured and displayed to meet these standards.

These stipulations were created in the interest of public safety. It is essential that such civic number signs be easily recognizable by both their appearance and consistency of placement in order that emergency service providers can locate their destination.

* Provincial civic addressing jurisdiction includes all parts of PEI, excluding the following municipalities: Charlottetown, Summerside, Cornwall, Stratford, Souris, Alberton, Montague, Borden-Carleton, O'Leary, Brackley, Georgetown, Tignish, Kensington, Victoria, Kinkora, Wellington and Miscouche.

Design Standards

Sign Plate

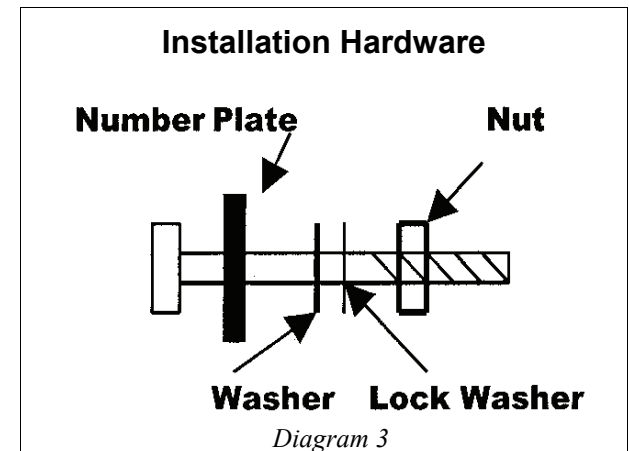
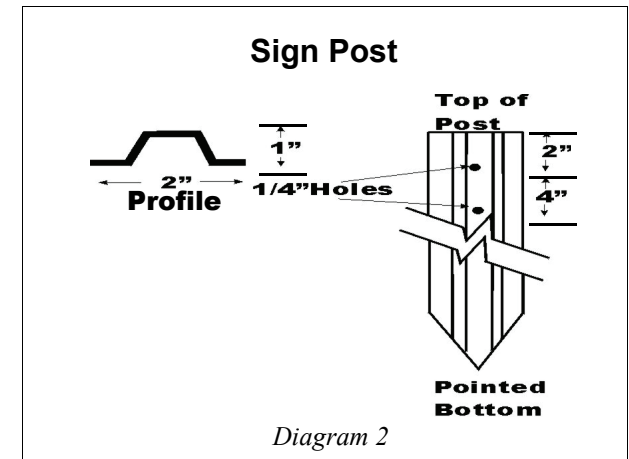
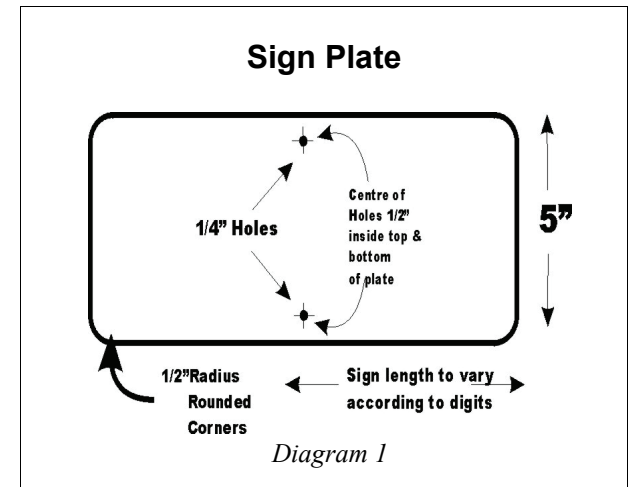
- .049 thickness aluminum
- 1/2" radius corners
- 1/4" holes top and bottom, centered 1/2" in on horizontal centre line of plate
- Finished one side only
- Blue, engineer grade reflective background
- White, engineer grade reflective numbering
- 4" letter size, font is "Highway D"
- Sign sizes are:
 - 5" x 8" (1-2 digits), 5" x 12" (3 digits),
 - 5" x 14" (4 digits), 5" x 16" (5 digits)
- See Diagram 1 for details.

Sign Post (Recommended)

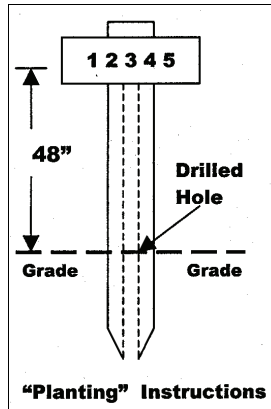
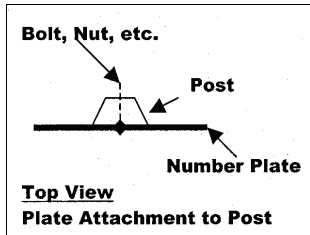
- 13 gauge
- Total length will be 5' 6" (1.68 metre)
- Rustproofed steel by phosphate etching
- Black acrylic enamel finish
- Grade marker at 18" (.45 metre) from bottom end
- Pointed at bottom end, so as to be easily driven
- Post to have two holes, both 1/4" diameter at 4" on centre; top hole to be 2" from top of post
- See Diagram 2 for details.

Installation Hardware

- Two, 3/16" x 1 1/4", zinc plated, round, slotted head, stove bolts
- Two, zinc plated washers, with 3/16" hole
- Two, zinc plated lock washers, with 3/16" hole
- Two, zinc plated hex nuts to fit above bolts
- Packaged in reclosable, poly bag
- See Diagram 3 for examples.



Design and Placement Standards



Option B – Preferred Rural Display

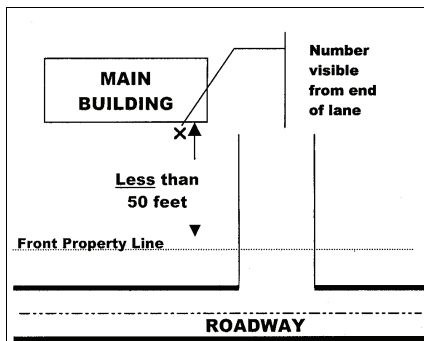
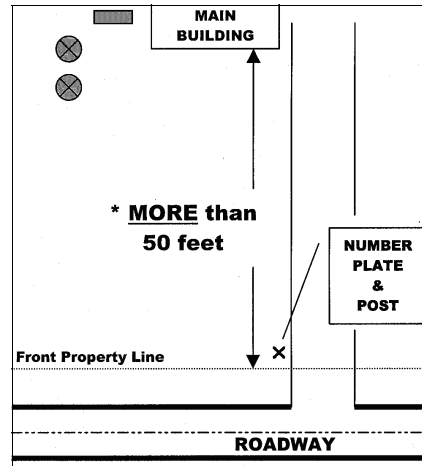
If the main building being identified is more than 50 feet from your front property line (same as line of electric poles), place the post and sign combination on the left side of the driveway (as viewed from the road) which serves the building being identified, with numbers facing the road and, no closer to the highway than your front property line.



Design, Display and Placement Standards for 911 Civic Number Signs

Option A – Display in Urban Areas

If the main building being identified is within 50 feet of your front property line (same as line of electric poles), the number plate can be attached to the main building in such a way that it can be easily seen from the highway end of your lane.



For further information,
contact the 911 Administration
Office
Tel: (902) 894-0385
Fax: (902) 368-6362
E-mail: 911@gov.pe.ca

Design: Strategic Marketing and Graphic Design
Photos: Multimedia Services
Printing: Document Publishing Centre
2011

11 911 06-30093

Prince
Edward
Island
CANADA

